

A Child's Prayer – Simple Actions

How to Play:

Sing through A Child's Prayer before introducing the hand actions.

Tell the children you have some fun actions to help them remember the words of this song! Teach the first 3-4 signs. Say the words and show the actions and have the children repeat. Sing through the first line with the actions. Then start over, and sing through the whole song with the actions to the first part.

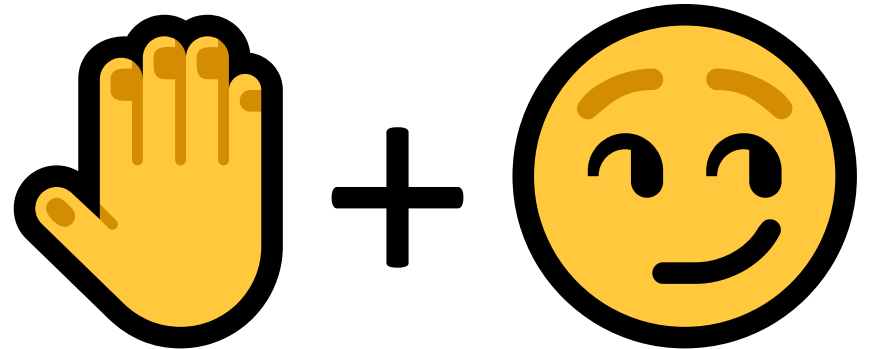


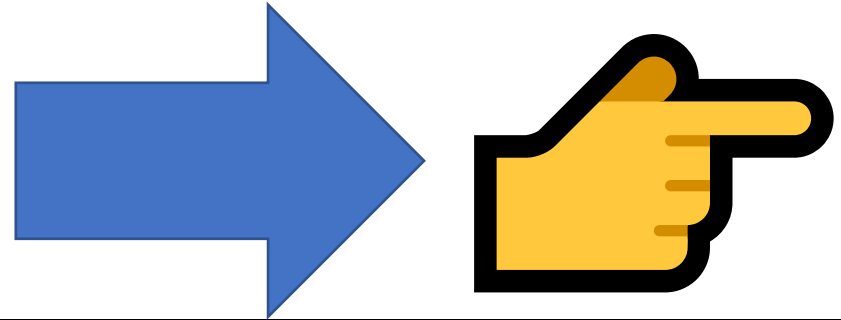

Add 3-4 more signs and repeat, practice the new actions, the sequence of actions so far, and then singing through the song with all the actions.

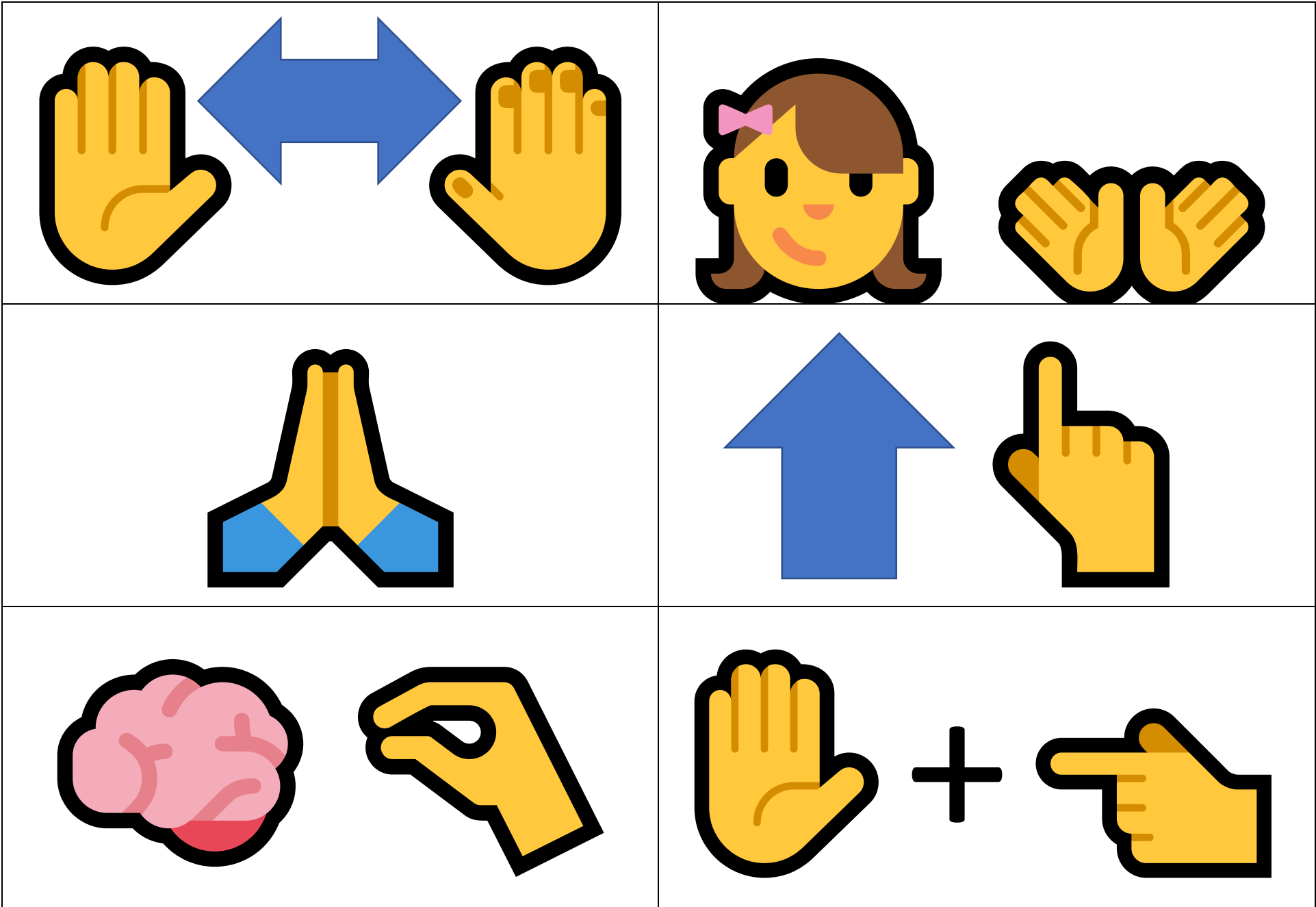
Simple Actions:



- Heavenly Father – Point a finger to heaven 📏👉
- There – Point over there to the right ▶️👉
- Hear – Cup hand behind your ear 🧠+👂
- Answer – Cup hand to the side of your mouth 🗨️+👂
- Prayer – Fold arms or prayer hands 🙏
- Heaven – Palm up blocking sun like a visor 🧤+😊
- Far away – Spread two hands far apart 🧤↔️🧤
- Close – Tuck arms in around you 🧑👉👉
- Pray – Fold arms or prayer hands 🙏
- Heavenly Father – Point a finger to heaven 📏👉
- Remember – Fingers touching thumb, point to forehead 🧠👉
- Jesus – Point to palm 🧤+👉
- Long ago – Point finger to wrist like pointing to a watch 🕒👉
- Come to me – Fingers scooping towards you signaling to come 🤏
- Prayer – Fold arms or prayer hands 🙏
- Coming – Same signal as above – signal with fingers to “come” 🤏
- Thee – Point a finger to heaven 📏👉

Extension Ideas:

- Ask the children for their simple action ideas and use them to represent the words!
- Use the simple action codes below and scramble them up. Have the children help you match your action to the emoji cards!
- Have the children try to “decode” your emoji action cards. What would this action look like? What phrase do you think it's for?









Permissions & Use Policy

Thank you for downloading this printable. Your download grants license for the personal and church use of the individual purchaser. This license may also extend to other co-teachers, assistants, or others who may help and assist you in teaching this lesson. That means, you may purchase and print and utilize this printable as well as prepare this lesson as an activity for a substitute or with the help of an assistant. You may also share the printed resources with your immediate predecessor (the music leader who follows you) for use during the remainder of the current year's lesson plans.

Our digital files may not be further passed on, shared, distributed, or given out to any other individuals. In sharing the printed resources, the license does not continue to extend to those individuals for use beyond the continuation of use for which it was initially purchased for with a limited-use license.

Any additional music leaders, teachers, assistants, or other individuals who would like their own personal copy of the digital files and resources should obtain their own copy with license. Copies of all our resources can be found at www.PrimarySinging.com.

Copyright Protection

Copying any part of this work, sharing digital copies, distributing by print beyond the use permissions, or any other form of releasing this file is a violation of copyright law. Additionally, it is a violation of copyright law to adapt or modify and share this digital work as your own creation when sourced from another person's copyrighted work.

We do encourage, and appreciate, sharing the direct link to our original resources and files with those who may be interested. You can additionally share how you used and adapted the files for your own use to inspire others for how they might choose to use these files within the acceptable use policies.

Help & Feedback

If you need any help or additional information on the acceptable use and policies of our digital files, you can reach out to us directly from the contact form or email address shared on our website www.PrimarySinging.com.

We would love to hear ideas on how to improve and additional ideas for use of our printables! We welcome your feedback and experiences! You can also share your experiences using the hashtag [#PrimarySinging](https://twitter.com/PrimarySinging) on your favorite social media channels.

Thank you for your support!