

Lucky Charms Review Game

The kids will love this fun review game that includes Kid's favorite cereal – Lucky Charms! Use it for St Patrick's day or just for a fun themed singing time anytime of the year. It's perfect to use to repeat one song over and over or to sing with a mix of songs.

How to Play:

Presort or simply pre-bag a small amount of Lucky Charms cereal into snack size Ziploc bags. In a pinch, you could also simply pour a small amount of cereal into their hands.

Have a child come up and randomly select one baggie of cereal. Have them shout out the first shape they spot! In the presorted bags, it would all be one symbol plus Lucky Charms cereal pieces. Have the child find the matching way to sing card.

Sing through your selected song with the fun way to sing decided by the Lucky Charms shapes! Repeat until you're ready to move on to a different song.


Extension Activities:

Assign one song to each Lucky Charm shape instead of a way to sing. When the shape is selected, find the matching song and sing through it. You can write your song choices ahead of time on the shape cards included.

Play the game Skittles style – Have them try to guess which marshmallow shape they picked. If they guessed correctly, they get to pick any song to sing! Otherwise, sing your selected song.

Play this as a match game! Print out 2 of each of the 9 cards (or whichever ones you want to include). Flip them all over and mix them up. Make sure you print on cardstock or layer a colored paper on the back so they can't see through the paper! Then, have them flip 2 until they find a match, then sing through your match with your selected song or mix of songs.

Hand each child one Lucky Charm, randomly assigned. Have the children stand up when their shape is drawn and sing through the song. Or draw two randomly, and have those two groups sing, then repeat! This makes for a fun and unique mixer to include a variety of kids.



SING
WITH
YOUR HEART




SPIN
ON
CHORUS



PICK A COLOR
TO
SING



TOUCH
YOUR
TOES




CLOSE
YOUR
EYES




ONE
BIG
BREATH


STAND UP
ON
CHORUS



CLAP ON
GOLDEN
WORD



KIDS CHOICE!



SING
WITH
YOUR HEART




SPIN
ON
CHORUS




TOUCH
YOUR
TOES



CLOSE
YOUR
EYES




STAND UP
ON
CHORUS




PICK A COLOR
TO
SING




CLAP ON
GOLDEN
WORD





ONE
BIG
BREATH



KIDS CHOICE!









Permissions & Use Policy

Thank you for downloading this printable. Your download grants license for the personal and church use of the individual purchaser. This license may also extend to other co-teachers, assistants, or others who may help and assist you in teaching this lesson. That means, you may purchase and print and utilize this printable as well as prepare this lesson as an activity for a substitute or with the help of an assistant. You may also share the printed resources with your immediate predecessor (the music leader who follows you) for use during the remainder of the current year's lesson plans.

Our digital files may not be further passed on, shared, distributed, or given out to any other individuals. In sharing the printed resources, the license does not continue to extend to those individuals for use beyond the continuation of use for which it was initially purchased for with a limited-use license.

Any additional music leaders, teachers, assistants, or other individuals who would like their own personal copy of the digital files and resources should obtain their own copy with license. Copies of all our resources can be found at www.PrimarySinging.com.

Copyright Protection

Copying any part of this work, sharing digital copies, distributing by print beyond the use permissions, or any other form of releasing this file is a violation of copyright law. Additionally, it is a violation of copyright law to adapt or modify and share this digital work as your own creation when sourced from another person's copyrighted work.

We do encourage, and appreciate, sharing the direct link to our original resources and files with those who may be interested. You can additionally share how you used and adapted the files for your own use to inspire others for how they might choose to use these files within the acceptable use policies.

Help & Feedback

If you need any help or additional information on the acceptable use and policies of our digital files, you can reach out to us directly from the contact form or email address shared on our website www.PrimarySinging.com.

We would love to hear ideas on how to improve and additional ideas for use of our printables! We welcome your feedback and experiences! You can also share your experiences using the hashtag **#PrimarySinging** on your favorite social media channels.

Thank you for your support!