

Love One Another – Magic Crayon

Draw these 5 simple shapes in the air while you sing this song to help your visual and movement learners connect with the lyrics!

Find the full lesson plan, extension ideas, and song suggestions in the blog post here:

<https://www.primarysinging.com/love-another-magic-crayon/>

Do not share this file directly.

See our terms of use on the last page. If you'd like to share this printable, simply share the link to the post!

Love One Another – Magic Crayon



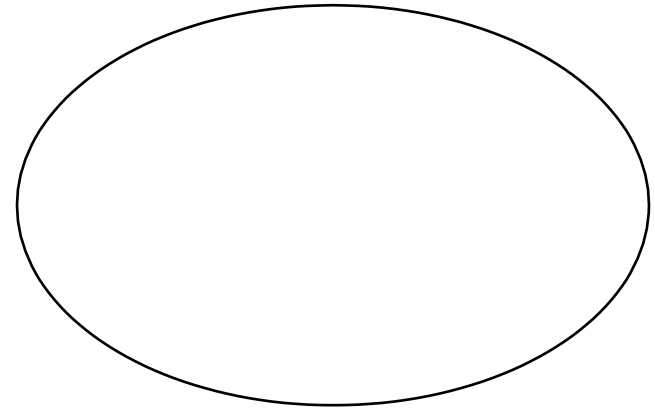


Activity Instructions:

1. Create 4-5 simple shapes out of paper or from pictures online.
2. At the beginning of primary, display the shapes and allow children to choose one image at a time to draw.
3. Ask the children to imagine that they have a magic crayon in their hand. You could have them start by putting one hand in the air.
4. Begin singing Love One Another and invite the children to draw the chosen shape in the air with their magic crayon.
5. After singing the song through once, choose a new shape to draw!

Extension Ideas:

1. Split the room in 2-3 groups. Give each group a shape to draw. Have each group take turns singing a verse of the song while drawing their shape in the air.
2. If you have a small primary, you could let each child pick a pointer to use as their crayon.
3. Write different shapes on piece of paper and place the folded papers in a jar. Have each child pick a shape out of the jar. This way, everyone will be drawing something different during the song!
4. Teachers Draw! Invite teachers to draw a shape for their class, and have the class guess the shape while they sing!
5. Shuffle all the cards and create a new order for your drawing – including an anything goes!

Love One Another – Magic Crayon Shapes





Permissions & Use Policy

Thank you for downloading this printable. Your download grants license for the personal and church use of the individual purchaser. This license may also extend to other co-teachers, assistants, or others who may help and assist you in teaching this lesson. That means, you may purchase and print and utilize this printable as well as prepare this lesson as an activity for a substitute or with the help of an assistant. You may also share the printed resources with your immediate predecessor (the music leader who follows you) for use during the remainder of the current year's lesson plans.

Our digital files may not be further passed on, shared, distributed, or given out to any other individuals. In sharing the printed resources, the license does not continue to extend to those individuals for use beyond the continuation of use for which it was initially purchased for with a limited-use license.

Any additional music leaders, teachers, assistants, or other individuals who would like their own personal copy of the digital files and resources should obtain their own copy with license. Copies of all our resources can be found at www.PrimarySinging.com.

Copyright Protection

Copying any part of this work, sharing digital copies, distributing by print beyond the use permissions, or any other form of releasing this file is a violation of copyright law. Additionally, it is a violation of copyright law adapt or modify and share this digital work as your own creation when sourced from another person's copyrighted work.

We do encourage, and appreciate, sharing the direct link to our original resources and files with those who may be interested. You can additionally share how you used and adapted the files for your own use to inspire others for how they might choose to use these files within the acceptable use policies.

Help & Feedback

If you need any help or additional information on the acceptable use and policies of our digital files, you can reach out to us directly from the contact form or email address shared on our website www.PrimarySinging.com.

We would love to hear ideas on how to improve and additional ideas for use of our printables! We welcome your feedback and experiences! You can also share your experiences using the hashtag **#PrimarySinging** on your favorite social media channels.

Thank you for your support!