

# Baptism – Rebus

I've included two version of the rebus you can choose from. I first drew these up as posters on cardstock and scanned those to help others that may want to use this activity. Because of the heavy ink use, I've also drawn a simple version in Word, too.

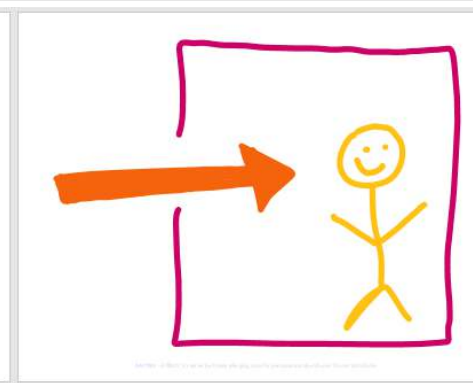






You won't need to print both versions, just decide which one is best for your needs or preferences and print the pages that correspond. You can also simply print this instruction page and the first "contact" page to reference in Primary and draw your own or draw them right onto the white board!


## How to Play:


- I plan to post the posters one at a time on the board and have the kids help me decode each one.
- Sing through the song up to as far as you have added posters, repeating it over and over until you have the whole song up on the board.

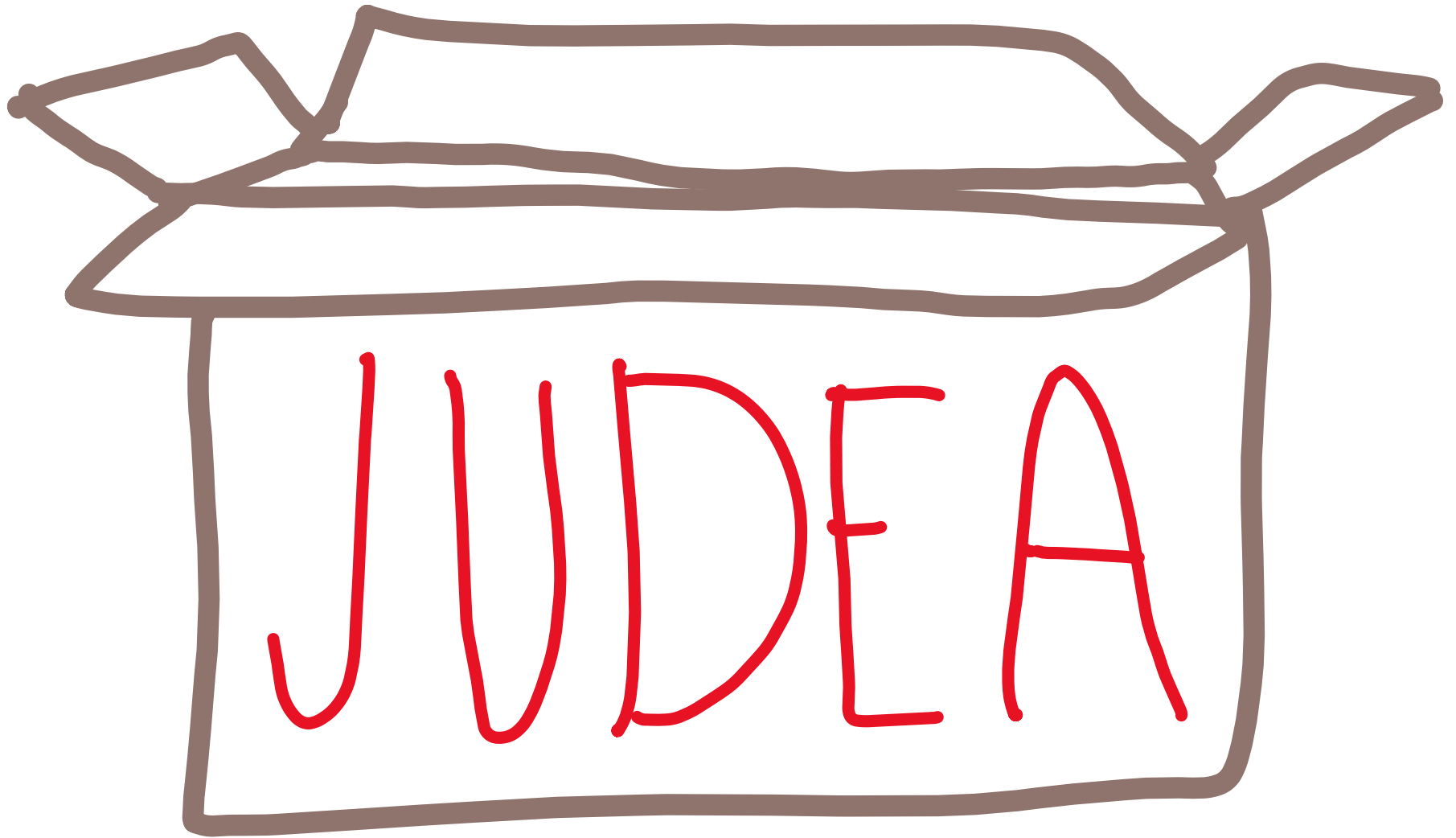
## Extension Activity:


- Use these for review and put them out of order. Have the kids rearrange them until they are in the right order.
- Hide the posters around the room, and let a child look for one during the verse. They'll stay up front holding that poster while everyone sings through the song, skipping the verses you've found so far! Keep picking friends to find a poster until you've found all 6.
- Flip over the posters one at a time until they're all hidden, singing through the song after each new hidden sign.
- Challenge the kids to come up with their own rebus drawings! Give them a phrase and let them draw a rebus while you sing through the whole verse. If they need help or ideas, you can let them refer to the contact sheet below. ☺










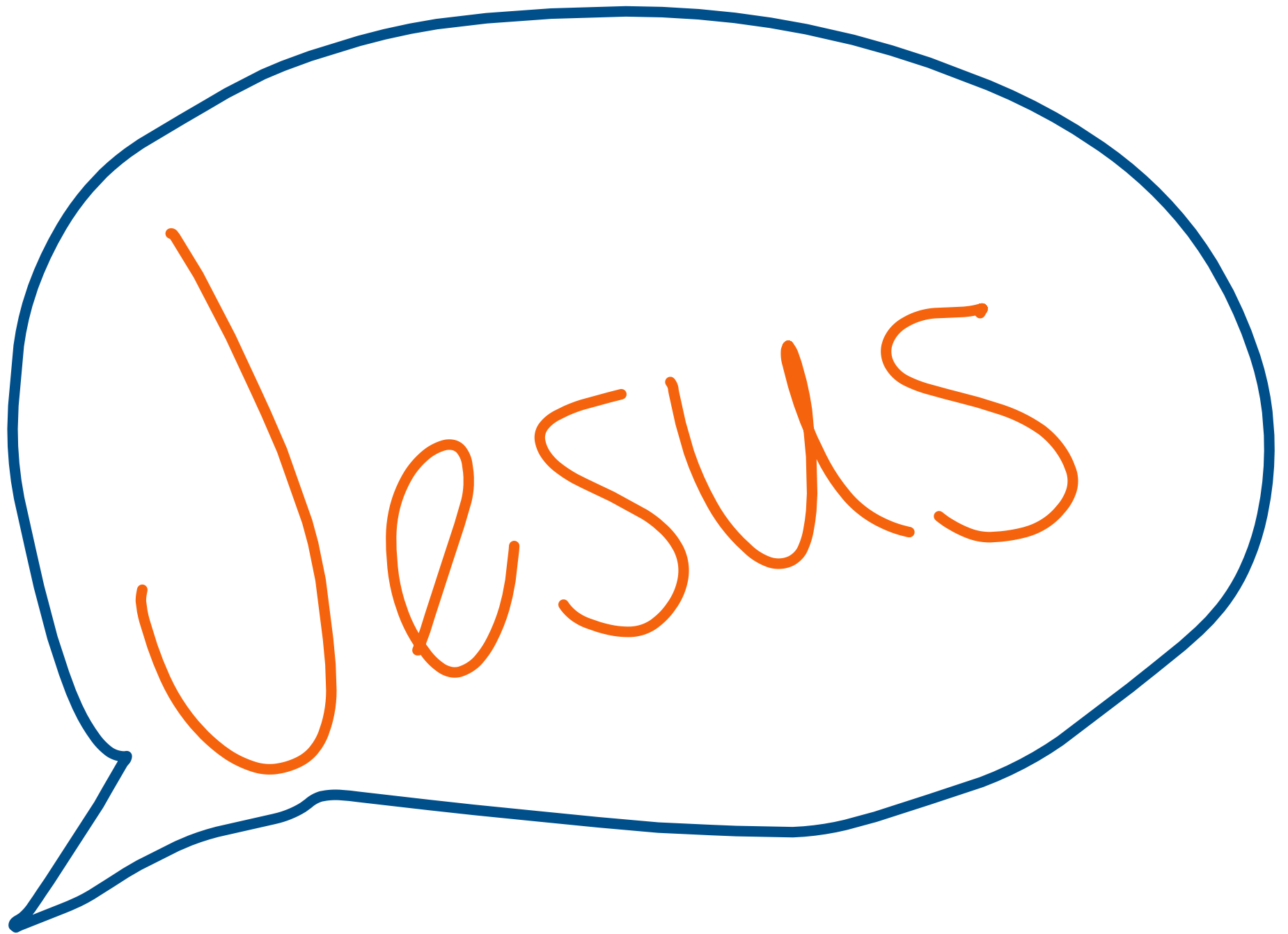


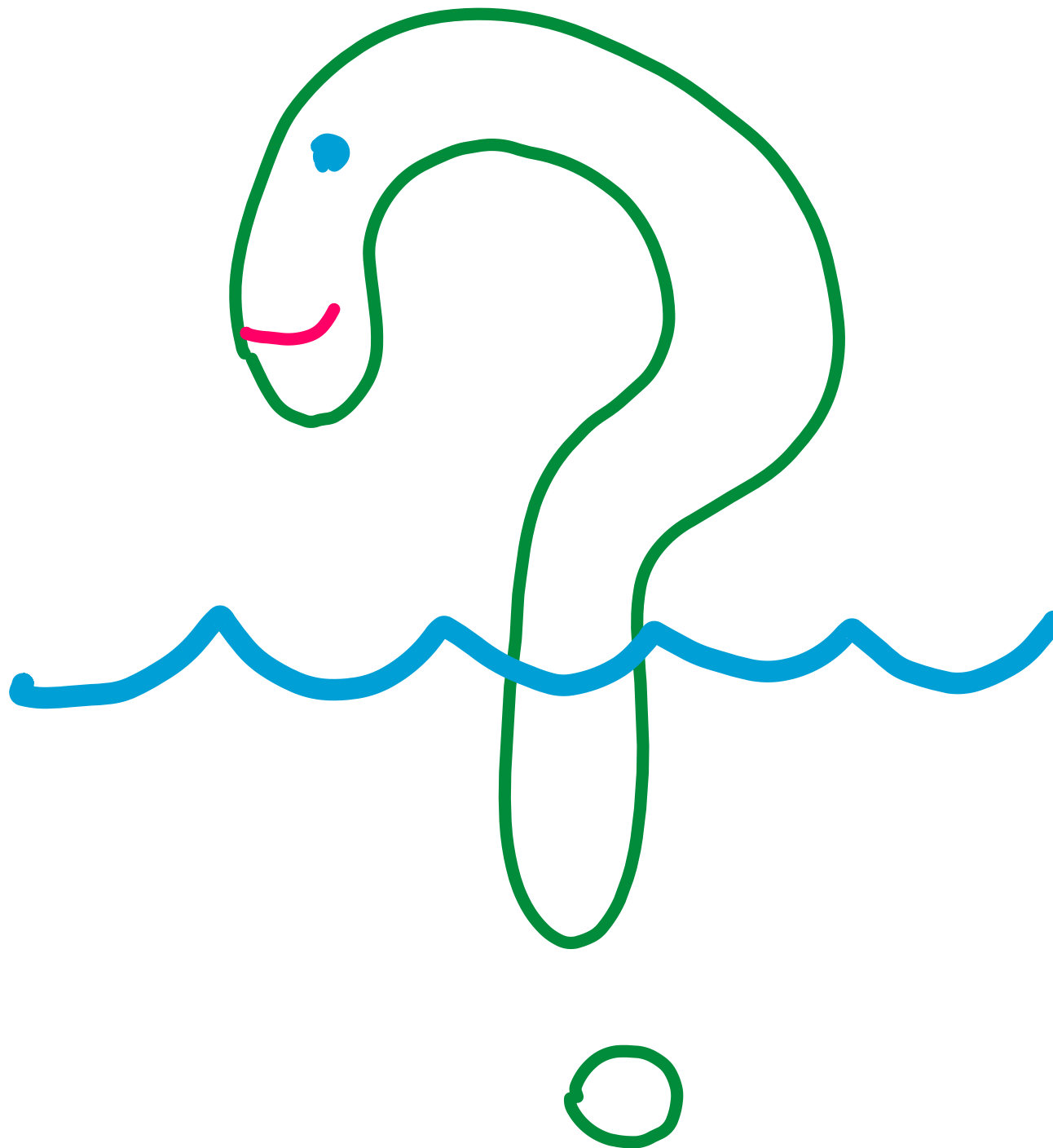


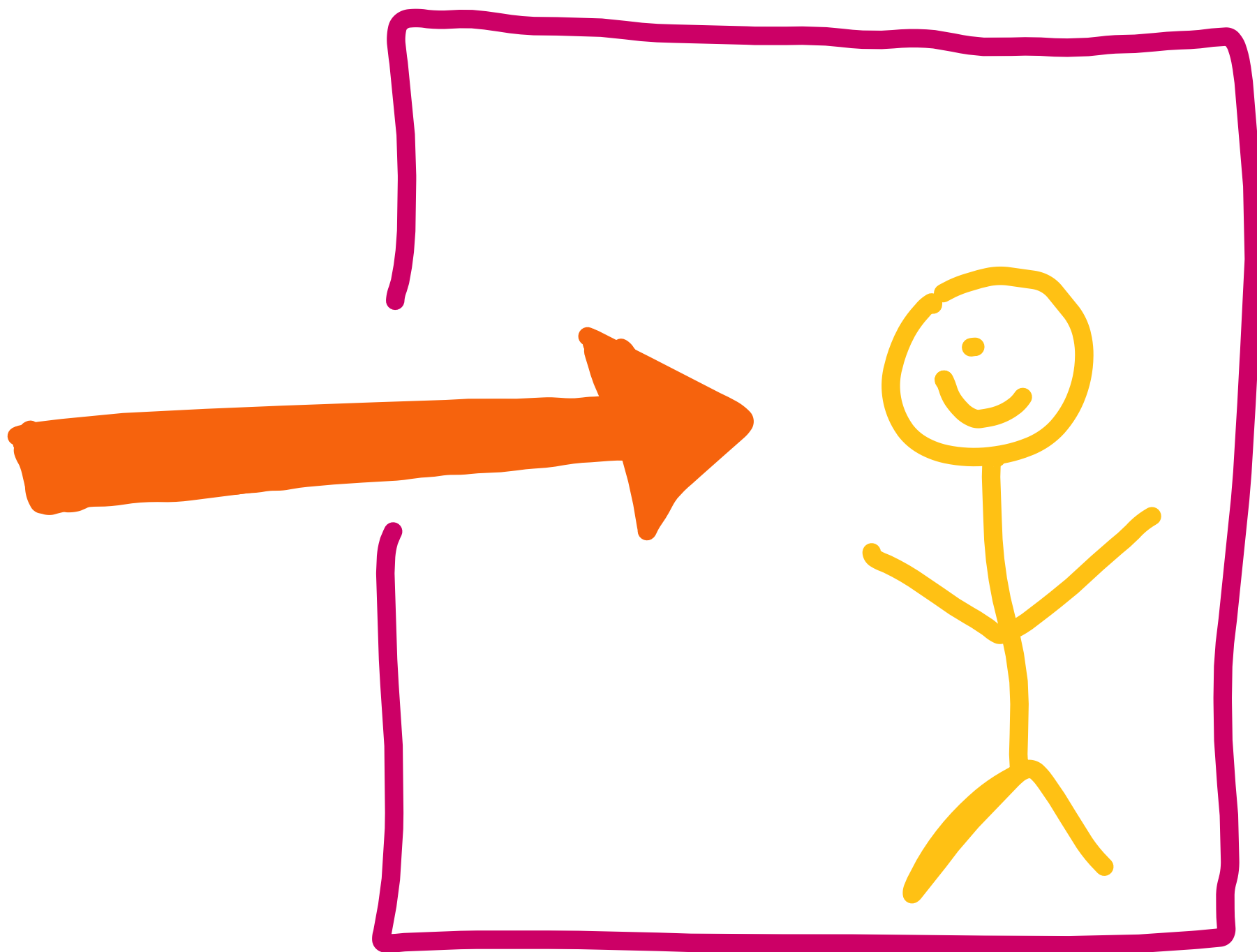




















JOHN









BAPTIZED









## Permissions & Use Policy

Thank you for downloading this printable. Your download grants license for the personal and church use of the individual purchaser. This license may also extend to other co-teachers, assistants, or others who may help and assist you in teaching this lesson. That means, you may purchase and print and utilize this printable as well as prepare this lesson as an activity for a substitute or with the help of an assistant. You may also share the printed resources with your immediate predecessor (the music leader who follows you) for use during the remainder of the current year's lesson plans.

Our digital files may not be further passed on, shared, distributed, or given out to any other individuals. In sharing the printed resources, the license does not continue to extend to those individuals for use beyond the continuation of use for which it was initially purchased for with a limited-use license.

Any additional music leaders, teachers, assistants, or other individuals who would like their own personal copy of the digital files and resources should obtain their own copy with license. Copies of all our resources can be found at [www.PrimarySinging.com](http://www.PrimarySinging.com).

## Copyright Protection

Copying any part of this work, sharing digital copies, distributing by print beyond the use permissions, or any other form of releasing this file is a violation of copyright law. Additionally, it is a violation of copyright law adapt or modify and share this digital work as your own creation when sourced from another person's copyrighted work.

We do encourage, and appreciate, sharing the direct link to our original resources and files with those who may be interested. You can additionally share how you used and adapted the files for your own use to inspire others for how they might choose to use these files within the acceptable use policies.

## Help & Feedback

If you need any help or additional information on the acceptable use and policies of our digital files, you can reach out to us directly from the contact form or email address shared on our website [www.PrimarySinging.com](http://www.PrimarySinging.com).

We would love to hear ideas on how to improve and additional ideas for use of our printables! We welcome your feedback and experiences! You can also share your experiences using the hashtag **#PrimarySinging** on your favorite social media channels.

*Thank you for your support!*