

# Give Said the Little Stream Spring Blossoms

Have fun bringing the beautiful spring blossoms to life in this cute singing time idea with lots of ways to play!

## How to Play:

Sing through the 2<sup>nd</sup> verse of Give Said the Little Stream before introducing this activity.

Hide raindrops all around the room, under chairs, on the piano, by the door, etc.

Have 2-3 children go on a raindrop hunt while you sing through the song again. When they've found a raindrop, they'll come back up front and put it on the board and then return to their seat.

Point out how the song is talking about how the rain helps bring life to the world. Add a flower to the board.


Continue singing through the 2<sup>nd</sup> verse and adding more raindrops, and another flower after each verse.





You can also transition to the 3<sup>rd</sup> verse, if you choose, which also ties in spring blossoms.

End the lesson by bearing testimony that just as each of these flowers are different, so are we each different. Yet our loving Heavenly Father knows each of us perfectly and gives us all that we need to help nurture us and grow.

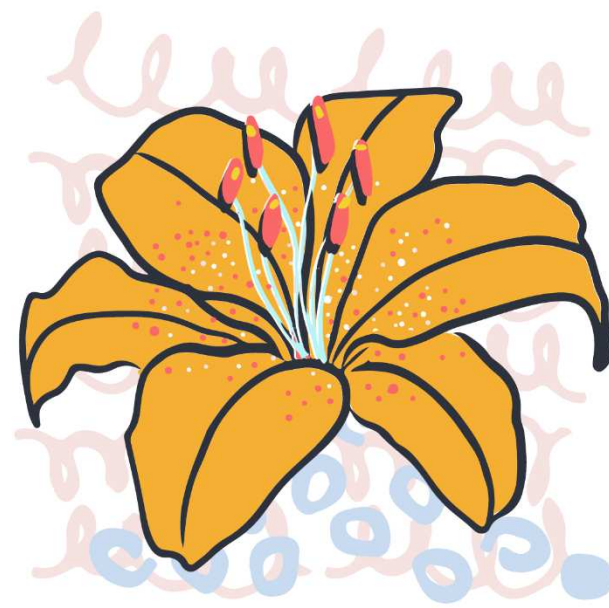
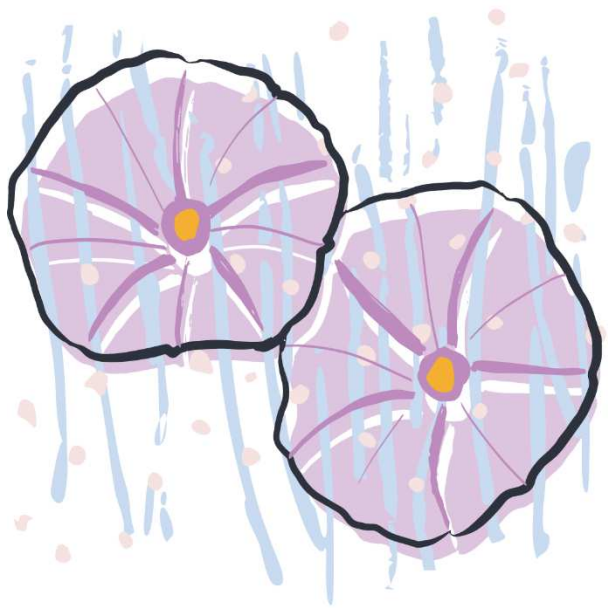

## 5 More Ways to Play:

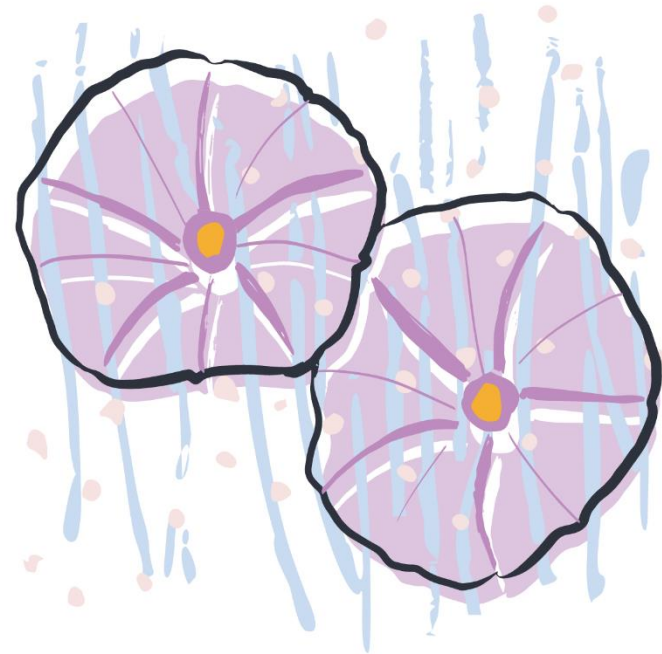

1. Write a verse # (1, 2, or 3) on the back of each of the flowers. After collecting rain drops, randomly pick a flower to pick which verse to sing next!
2. Play a match game and flip all the flowers over. After each time through the song, give the kids 2 tries to try to make a match. If correct, keep the matching flowers face up or move them to the bottom of the board like they are being planted to bloom!
3. Hide the flowers underneath the kids seats. Randomly select one flower. The child with the match gets to be your helper! They can help lead the song, then add the flower to the board.
4. Add a variety of fun ways to sing a song on the back of each raindrop. Add raindrops to the board and use the way to sing!
5. You can also use these spring blossoms as a fun prop for a Springtime review game! Just mix up the flowers either as a matching game or just for a random draw. When a match or one is drawn, sing the song assigned to that number (this will help your pianist!) Just include as many flowers as songs you'd like to work on. You can also separate the verses across 2 or 3 flowers.



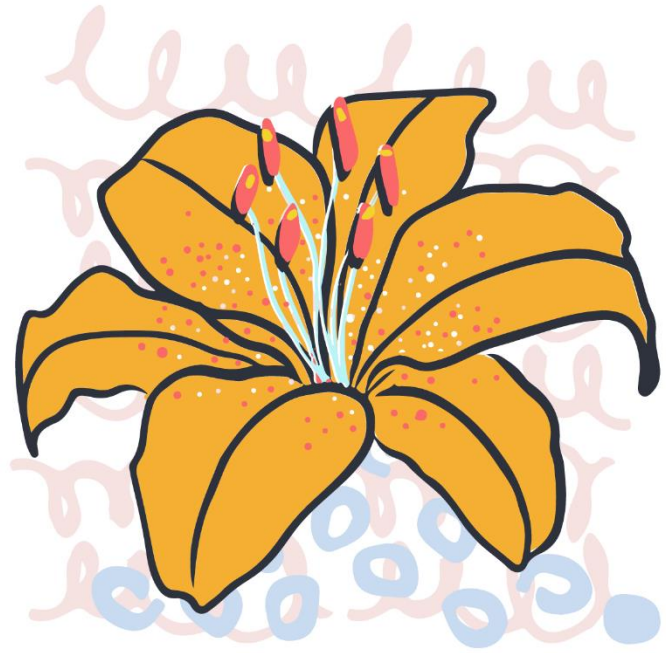









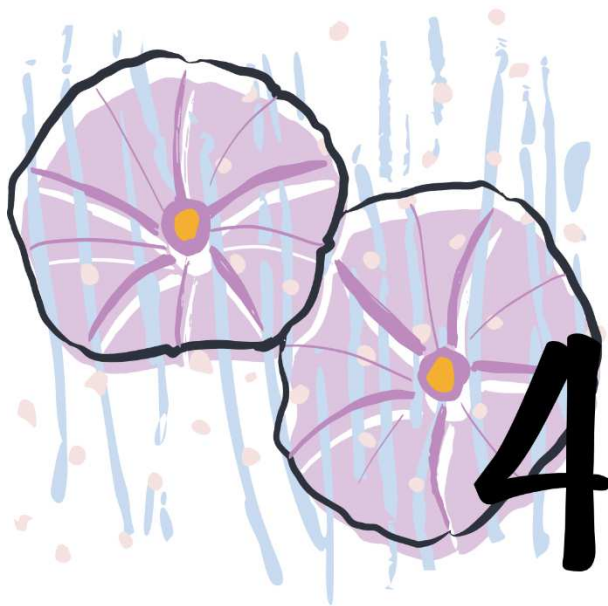


















7




8




9



10





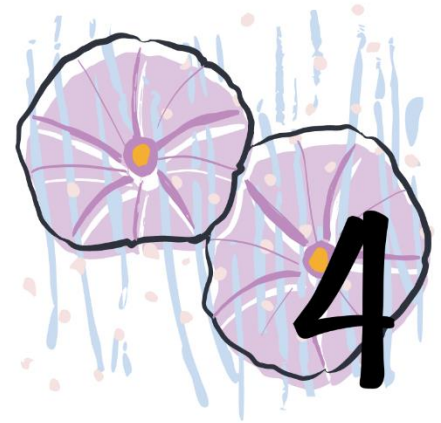


11



12









## Permissions & Use Policy

Thank you for downloading this printable. Your download grants license for the personal and church use of the individual purchaser. This license may also extend to other co-teachers, assistants, or others who may help and assist you in teaching this lesson. That means, you may purchase and print and utilize this printable as well as prepare this lesson as an activity for a substitute or with the help of an assistant. You may also share the printed resources with your immediate predecessor (the music leader who follows you) for use during the remainder of the current year's lesson plans.

Our digital files may not be further passed on, shared, distributed, or given out to any other individuals. In sharing the printed resources, the license does not continue to extend to those individuals for use beyond the continuation of use for which it was initially purchased for with a limited-use license.

Any additional music leaders, teachers, assistants, or other individuals who would like their own personal copy of the digital files and resources should obtain their own copy with license. Copies of all our resources can be found at [www.PrimarySinging.com](http://www.PrimarySinging.com).

## Copyright Protection

Copying any part of this work, sharing digital copies, distributing by print beyond the use permissions, or any other form of releasing this file is a violation of copyright law. Additionally, it is a violation of copyright law adapt or modify and share this digital work as your own creation when sourced from another person's copyrighted work.

We do encourage, and appreciate, sharing the direct link to our original resources and files with those who may be interested. You can additionally share how you used and adapted the files for your own use to inspire others for how they might choose to use these files within the acceptable use policies.

## Help & Feedback

If you need any help or additional information on the acceptable use and policies of our digital files, you can reach out to us directly from the contact form or email address shared on our website [www.PrimarySinging.com](http://www.PrimarySinging.com).

We would love to hear ideas on how to improve and additional ideas for use of our printables! We welcome your feedback and experiences! You can also share your experiences using the hashtag **#PrimarySinging** on your favorite social media channels.

*Thank you for your support!*