

Tell Me the Stories of Jesus

Crack the Code

How to Play:


- I like to start by singing through the song once before we start a new activity. Simply sing through the song, then show them the code. Ask if they think they can figure out this code. What do they think the symbols might mean? What do they notice?
 - o Pattern repeats, three colors, it always ends with the swiggle, etc.
- Sing through the song again asking them to watch for any patterns. What did they notice? What might the dots represent? If they give the right answer, say lets sing through and see if that fits! If not, let's try singing through again. Point along to help them follow the code the second time if they didn't pick up on any patterns the first time through.
- After cracking the code, sing through only the dots, then only the dashes, then finally only the swiggles.
- For a challenge: sing the first line with only the dots, second line with only the dashes, third line with only the swiggle, and the final line sing all the way through!


Code Key:

. Short note


- Medium note


~ Long note






























Permissions & Use Policy

Thank you for downloading this printable. Your download grants license for the personal and church use of the individual purchaser. This license may also extend to other co-teachers, assistants, or others who may help and assist you in teaching this lesson. That means, you may purchase and print and utilize this printable as well as prepare this lesson as an activity for a substitute or with the help of an assistant. You may also share the printed resources with your immediate predecessor (the music leader who follows you) for use during the remainder of the current year's lesson plans.

Our digital files may not be further passed on, shared, distributed, or given out to any other individuals. In sharing the printed resources, the license does not continue to extend to those individuals for use beyond the continuation of use for which it was initially purchased for with a limited-use license.

Any additional music leaders, teachers, assistants, or other individuals who would like their own personal copy of the digital files and resources should obtain their own copy with license. Copies of all our resources can be found at www.PrimarySinging.com.

Copyright Protection

Copying any part of this work, sharing digital copies, distributing by print beyond the use permissions, or any other form of releasing this file is a violation of copyright law. Additionally, it is a violation of copyright law to adapt or modify and share this digital work as your own creation when sourced from another person's copyrighted work.

We do encourage, and appreciate, sharing the direct link to our original resources and files with those who may be interested. You can additionally share how you used and adapted the files for your own use to inspire others for how they might choose to use these files within the acceptable use policies.

Help & Feedback

If you need any help or additional information on the acceptable use and policies of our digital files, you can reach out to us directly from the contact form or email address shared on our website www.PrimarySinging.com.

We would love to hear ideas on how to improve and additional ideas for use of our printables! We welcome your feedback and experiences! You can also share your experiences using the hashtag [#PrimarySinging](https://twitter.com/PrimarySinging) on your favorite social media channels.

Thank you for your support!