

Tell Me the Stories of Jesus

Playdoh Creations

How to Play Playdoh Creations:

Ask a child to come up help mold a shape with the playdoh while the rest of the Primary sings Tell Me the Stories of Jesus. After the song, show off the playdoh creation and have the children guess what the shape is. Connect the shape to one of the stories of Jesus!

Continue having additional helpers come up and create a shape while you sing through the song.







You can prepare the following idea cards and laminate them so they can be used as a template the kids can press the playdoh onto while creating their shape!

Playdoh Creation Ideas:

- **Foot** – Jesus walked on water
- **Book** – Jesus taught from the scriptures
- **Grapes** – He turned water into wine
- **Boat** – Jesus calmed the storm while on the boat with the apostles
- **Sheep** – Parable of the lost sheep, Jesus is the good shepherd
- **Heart** – He loves us unconditionally and gave his life for us.

Extension Activity:

- Have the children whisper their favorite story from Jesus' life into your ear. You can help them think of a simple shape to mold, if they need assistance. Then let them share their favorite story and shape after the song!
- Have a competition with two children both trying to shape the same symbol. Then have the children pick the next participant from the other team!





Permissions & Use Policy

Thank you for downloading this printable. Your download grants license for the personal and church use of the individual purchaser. This license may also extend to other co-teachers, assistants, or others who may help and assist you in teaching this lesson. That means, you may purchase and print and utilize this printable as well as prepare this lesson as an activity for a substitute or with the help of an assistant. You may also share the printed resources with your immediate predecessor (the music leader who follows you) for use during the remainder of the current year's lesson plans.

Our digital files may not be further passed on, shared, distributed, or given out to any other individuals. In sharing the printed resources, the license does not continue to extend to those individuals for use beyond the continuation of use for which it was initially purchased for with a limited-use license.

Any additional music leaders, teachers, assistants, or other individuals who would like their own personal copy of the digital files and resources should obtain their own copy with license. Copies of all our resources can be found at www.PrimarySinging.com.

Copyright Protection

Copying any part of this work, sharing digital copies, distributing by print beyond the use permissions, or any other form of releasing this file is a violation of copyright law. Additionally, it is a violation of copyright law adapt or modify and share this digital work as your own creation when sourced from another person's copyrighted work.

We do encourage, and appreciate, sharing the direct link to our original resources and files with those who may be interested. You can additionally share how you used and adapted the files for your own use to inspire others for how they might choose to use these files within the acceptable use policies.

Help & Feedback

If you need any help or additional information on the acceptable use and policies of our digital files, you can reach out to us directly from the contact form or email address shared on our website www.PrimarySinging.com.

We would love to hear ideas on how to improve and additional ideas for use of our printables! We welcome your feedback and experiences! You can also share your experiences using the hashtag **#PrimarySinging** on your favorite social media channels.

Thank you for your support!