

Come Follow Me Footsteps Maze

This adorable Come, Follow Me Footsteps Maze is a perfect way to help the kids visualize the meaning of the song and the lyrics line that says “let us in his footsteps tread” and talk about the meaning of the lyrics plus the significance of following his path!

How to Play:

Sing through Come, Follow Me hymn once before introducing this maze activity.

Ask the children: What did the Savior ask his disciples, and us, to do? (Follow Him!)

That’s right, he asks us to follow him. I thought we could try to do this fun maze together to see if we can find the correct path to Jesus!

Share individual maze worksheets or post the 4-page version up on the board for your Primary to work on together. Ask the kids: At first glance - what do you notice about this puzzle? Here’s a couple answers you might receive:

- There are footprints going in every direction! Yes, just like many people in this world we’re all walking in all sorts of different directions in life.
- I see/found Jesus! Oh good, I’m so glad you know how to find Jesus! We’re going to try to find the right path to follow him today.
- There are 3 colored footprints at the top. You’re right, see those 3 with color? Those are where we can start the maze. Let’s pick one and color it together while we sing!

Sing through the song again and this time have a helper (or 2 or 3) come up to pick one of the colors (orange, blue, or green) and color in some of the footprints on the path. Pick new volunteers between each time singing.

Continue singing and coloring until you find the correct path and make it all the way to Jesus!

You can add these additional thoughts about each of the path:

- How difficult was it to follow the path of footprints to follow Jesus?
- Did you notice that the green path weaves back and forth? Sometimes we get distracted on our journey but with the Savior’s help we can always get back on the right track!
- The orange path looked like it was going in the right direction, but then it turned! It takes a lot of faith and courage to keep following the Savior, even when things in life get hard.
- Did the blue path of footprints have a perfectly straight journey? Sometimes we have to course correct a little, but look how much easier the blue path was then the other 2!

Extension Activities:

- As an extension continue to color in the additional paths even after you finish one!
- Have the kids write a variety of “distractions” on top of some of the wrong direction footprints.
- Have everyone form a follow the leader style line and follow you marching around the room to “practice” following in the Savior’s footsteps!


"Come, Follow Me"

Find the path to follow the Savior like his disciples did.

Path 1

Path 2

Path 3




“Come, Follow

Find the path to follow the Savior

Path 1

Path





Follow Me”


like his disciples did.

2

Path 3









Permissions & Use Policy

Thank you for downloading this printable. Your download grants license for the personal and church use of the individual purchaser. This license may also extend to other co-teachers, assistants, or others who may help and assist you in teaching this lesson. That means, you may purchase and print and utilize this printable as well as prepare this lesson as an activity for a substitute or with the help of an assistant. You may also share the printed resources with your immediate predecessor (the music leader who follows you) for use during the remainder of the current year's lesson plans.

Our digital files may not be further passed on, shared, distributed, or given out to any other individuals. In sharing the printed resources, the license does not continue to extend to those individuals for use beyond the continuation of use for which it was initially purchased for with a limited-use license.

Any additional music leaders, teachers, assistants, or other individuals who would like their own personal copy of the digital files and resources should obtain their own copy with license. Copies of all our resources can be found at www.PrimarySinging.com.

Copyright Protection

Copying any part of this work, sharing digital copies, distributing by print beyond the use permissions, or any other form of releasing this file is a violation of copyright law. Additionally, it is a violation of copyright law adapt or modify and share this digital work as your own creation when sourced from another person's copyrighted work.

We do encourage, and appreciate, sharing the direct link to our original resources and files with those who may be interested. You can additionally share how you used and adapted the files for your own use to inspire others for how they might choose to use these files within the acceptable use policies.

Help & Feedback

If you need any help or additional information on the acceptable use and policies of our digital files, you can reach out to us directly from the contact form or email address shared on our website www.PrimarySinging.com.

We would love to hear ideas on how to improve and additional ideas for use of our printables! We welcome your feedback and experiences! You can also share your experiences using the hashtag **#PrimarySinging** on your favorite social media channels.

Thank you for your support!