

Easter Singing Time Bingo

Individual Size Printing Guide:

- Print multiple copies of page 2 with one sheet for each child.
- Print (1) copy of pages 4-8 for game pieces.
- Optionally, print (2) copies of page 9. This will give you the random results with early bingos!
- Alternatively, you can print the large game pieces for more randomness!
- Alternatively, you can print an extra copy of page 2 and a copy of page 3 for kids to play on their own.

Large Size Printing Guide:

- Print (1) copy of pages 10-13, cut and tape them together to create a 4-page Bingo card for Primary.
- Alternatively, print (1) copy of page 2 using tile printing to make it your desired size.
- Print (2) copies of pages 14-16 (discard the duplicate from page 15 keeping only Wild and Green).
- Print (1) copy of pages 17-18 to create large sized game pieces.
- Optionally, print (1) copy of pages 19-22 to have more specific game pieces.

Setup/Prep Directions:

- Print, cut, and assemble your bingo board and game pieces.
- Pick 4 songs to include in Singing Time. Or you can pick 2-3 songs and assign the additional verses separately. Assign each song to one of the four symbols. For example, you might assign yours like this:
 - o Bunny – He Sent His Son
 - o Chick – Gethsemane
 - o Candy – I Know My Father Lives
 - o Eggs – Did Jesus Really Live Again
- Scramble all of the game pieces and have them ready to go in a cute Easter basket!

How to Play: Draw a Bingo game piece. Act on the piece that is drawn.

- If a symbol is drawn, you'll sing through the assigned song.
- If a word piece is drawn, you will pause for the activity or combine with a song! Simply repeat the last song (or draw a 2nd game piece for a new song) with the fun action or work through the activity listed.
 - o Write a Note to a Friend – Share love like Jesus did! You can use my Valentine's Day love notes here: <https://www.primarysinging.com/primary-love-notes-valentines-day/>
 - o Read an Easter Story – There are several cute ones on the church website, like this one: <https://abn.churchofjesuschrist.org/study/friend/1988/04/the-first-easter> OR this one: <https://abn.churchofjesuschrist.org/study/friend/2019/04/the-story-of-easter>
 - o Color a Picture of Jesus – I've included one option below, or you can find some alternatives here: <https://www.primarysinging.com/gethsemane-jesus-loves-me/>
 - o Search for Pictures of Jesus – Use the Gospel Art kit to hide 4-6 pictures around the room!
 - o Hug or High Five a Friend – If you need a covid friendly alternative, elbow bump!
 - o Sing a Song About Jesus – Let the kids pick a favorite song about Jesus! Maybe Jesus Wants Me for a Sunbeam or I Feel My Savior's Love.
- If you draw the Pick Any game pieces, the kids can mark off any of the matching shapes on their individual game board or the group game board. Sing through the matching song. If you draw the actual game piece later when working as a team, just draw again.
- If you draw a Color game piece, mark off any game piece they would like (including word pieces). If playing as a group, you can do the activity or song they've marked.

Extension Activities:

- Assign by color instead of by symbols (5 colors – orange, yellow, green, blue, and purple). Whenever a color is drawn sing through the assigned song!


EASTER

Bingo


Write a
Note to
a Friend



Shake
Egg
Shakers



READ AN
EASTER
STORY



HOP

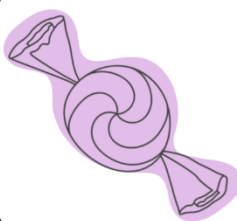
Color a
Picture
of Jesus



SEARCH FOR
PICTURES OF
JESUS




Wave
Hands like
Palm Leaves



Hug or
High Five
a Friend




Play
Egg
Toss



SING A
SONG
ABOUT
JESUS



Write a
Note to
a Friend




READ AN
EASTER
STORY

Color a
Picture
of Jesus




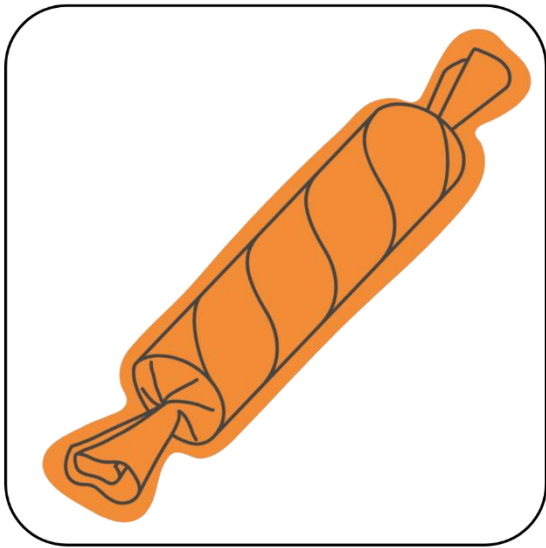



Shake
Egg
Shakers




SEARCH FOR
PICTURES OF
JESUS

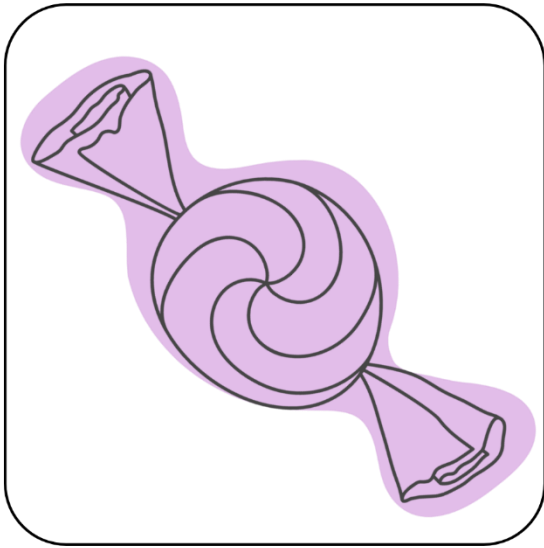







Wave
Hands like
Palm Leaves





Hug or
High Five
a Friend

Play
Egg
Toss





SING A
SONG
ABOUT
JESUS



EAS'!

Bir

Write a
Note to
a Friend



READ AN
EASTER
STORY

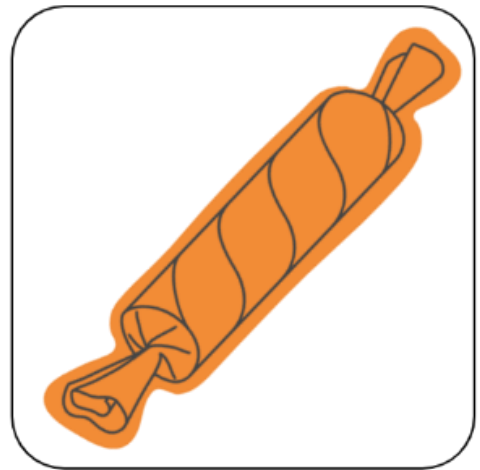


TER

ngo



Shake
Egg
Shakers



Color a
Picture
of Jesus



SEARCH
PICTURE
JES




Wave
Hands like
Palm Leaves



Place
Eggs
To

TH FOR
RES OF
US



Hug or
High Five
a Friend

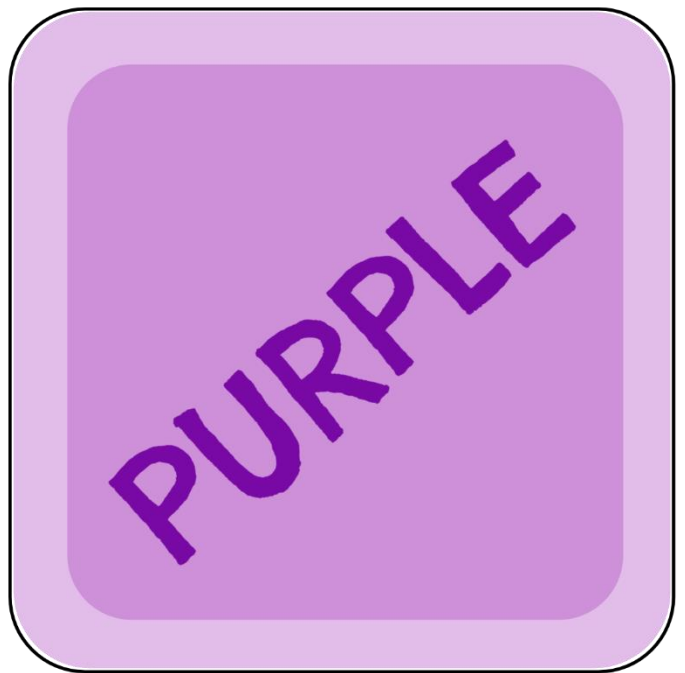


ay
g
ss



SING A
SONG
ABOUT
JESUS





GREEN

SEARCH FOR
PICTURES OF
JESUS

Color a
Picture
of Jesus

WILD
WILD
WILD
WILD

Wave
Hands like
Palm Leaves

Hug or
High Five
a Friend

HOP



Play
Egg
Toss



READ AN
EASTER
STORY



*Write a
Note to
a Friend*




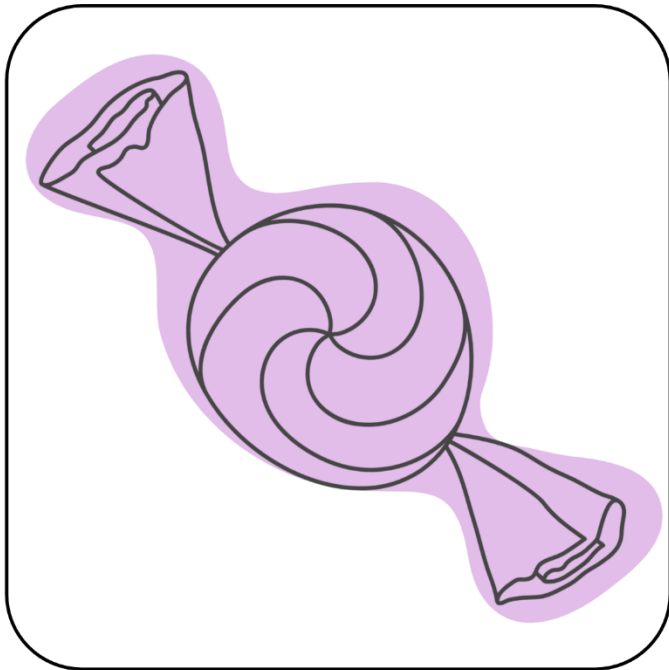
SING A
SONG
ABOUT
JESUS



Shake
Egg
Shakers
















Permissions & Use Policy

Thank you for downloading this printable. Your download grants license for the personal and church use of the individual purchaser. This license may also extend to other co-teachers, assistants, or others who may help and assist you in teaching this lesson. That means, you may purchase and print and utilize this printable as well as prepare this lesson as an activity for a substitute or with the help of an assistant. You may also share the printed resources with your immediate predecessor (the music leader who follows you) for use during the remainder of the current year's lesson plans.

Our digital files may not be further passed on, shared, distributed, or given out to any other individuals. In sharing the printed resources, the license does not continue to extend to those individuals for use beyond the continuation of use for which it was initially purchased for with a limited-use license.

Any additional music leaders, teachers, assistants, or other individuals who would like their own personal copy of the digital files and resources should obtain their own copy with license. Copies of all our resources can be found at www.PrimarySinging.com.

Copyright Protection

Copying any part of this work, sharing digital copies, distributing by print beyond the use permissions, or any other form of releasing this file is a violation of copyright law. Additionally, it is a violation of copyright law adapt or modify and share this digital work as your own creation when sourced from another person's copyrighted work.

We do encourage, and appreciate, sharing the direct link to our original resources and files with those who may be interested. You can additionally share how you used and adapted the files for your own use to inspire others for how they might choose to use these files within the acceptable use policies.

Help & Feedback

If you need any help or additional information on the acceptable use and policies of our digital files, you can reach out to us directly from the contact form or email address shared on our website www.PrimarySinging.com.

We would love to hear ideas on how to improve and additional ideas for use of our printables! We welcome your feedback and experiences! You can also share your experiences using the hashtag **#PrimarySinging** on your favorite social media channels.

Thank you for your support!