

Football “Let’s Tackle Our Primary Songs” Primary Program Review

Use this fun themed Football Primary Program review game to practice and review your Primary songs while tracking the progress as you go! The kids will love the fun theme that fits perfectly into fall.

How to Play:

Create a cute Football Field. You can print and combine the 4 pages below, or create one on a big poster board, or print our poster size photo! My field just counts down to the end zone on one end of the field. Next, add mini footballs for each of your song titles! Or you could swap footballs for football helmets.

Apply a magnet to the back of each song title. Post the song review on the whiteboard or chalkboard, then the songs titles will be able to easily slide down the field as you advance the song and track the kid’s progress!

Start with the song titles all the way to the far left. Then, pick a song, and practice and sing through the song. After each time singing through the song, progress it forward on the field by how well the kids knew the words, their volume and enthusiasm!

The goal is to get each of the songs to the Endzone as they are program ready! When one song is all the way done you can skip it and just focus on the rest or mix it in occasionally just for fun and to keep it fresh for the Primary Program!

Extension Activities:

- Select the footballs out randomly to pick which song to sing next! Then, sing through the song furthest back to decide which song to sing next. Any ties or close calls, let the refs (the Primary children) pick which song to sing first!
- Add competition by splitting the Primary into 2 different “teams”. Footballs vs Helmets. Have one team cheer on the other side of the Primary room by clapping and praising their efforts at the end of each song.
- Tie in a fun themed treat as a reward after the final Primary Program. Some ideas could include:
 - Spend the 2nd hour outdoors to play football, flag football, or a variety of sports and activities.
 - Play a fun football game in Primary that’s relaxed and chill. You could have everyone write a song to sing on a paper and fold them into paper footballs and flick them upfront, or just crumble them up and toss them if easier.
 - Pass out football style treats such as string cheese, mandarin oranges, and celery sticks with ranch dip.



Let's
tackle
OUR PROGRAM SONGS!



END


50 40 30


20


10




ZONE













Permissions & Use Policy

Thank you for downloading this printable. Your download grants license for the personal and church use of the individual purchaser. This license may also extend to other co-teachers, assistants, or others who may help and assist you in teaching this lesson. That means, you may purchase and print and utilize this printable as well as prepare this lesson as an activity for a substitute or with the help of an assistant. You may also share the printed resources with your immediate predecessor (the music leader who follows you) for use during the remainder of the current year's lesson plans.

Our digital files may not be further passed on, shared, distributed, or given out to any other individuals. In sharing the printed resources, the license does not continue to extend to those individuals for use beyond the continuation of use for which it was initially purchased for with a limited-use license.

Any additional music leaders, teachers, assistants, or other individuals who would like their own personal copy of the digital files and resources should obtain their own copy with license. Copies of all our resources can be found at www.PrimarySinging.com.

Copyright Protection

Copying any part of this work, sharing digital copies, distributing by print beyond the use permissions, or any other form of releasing this file is a violation of copyright law. Additionally, it is a violation of copyright law to adapt or modify and share this digital work as your own creation when sourced from another person's copyrighted work.

We do encourage, and appreciate, sharing the direct link to our original resources and files with those who may be interested. You can additionally share how you used and adapted the files for your own use to inspire others for how they might choose to use these files within the acceptable use policies.

Help & Feedback

If you need any help or additional information on the acceptable use and policies of our digital files, you can reach out to us directly from the contact form or email address shared on our website www.PrimarySinging.com.

We would love to hear ideas on how to improve and additional ideas for use of our printables! We welcome your feedback and experiences! You can also share your experiences using the hashtag **#PrimarySinging** on your favorite social media channels.

Thank you for your support!