


Help Me Dear Father Magic Crayon

How to Play:

- Sing through Help Me Dear Father once, then introduce this Magic Crayon activity! You can use it for the 1st or 2nd verse or both, just repeat the sequence. It fits great with either verse.
- Tell the kids to picture their favorite thing to color with. Is it a marker, a crayon, a paint brush? What color is it? You can take a few answers or describe your crayon to the kids. Now explain that we are going to draw in the air just like if we were drawing a picture with our imaginary crayon. Can you follow along?
- Sing through the song and introduce the patterns. Stop at the end of the 1st verse, before the chorus. That was so good! I think you've got it! Let's try it again and add the chorus.








Extension Activities:

- Let the kids help you come up with new actions to draw in the air together. They can draw them up front on the whiteboard or just have everyone mirror the leader!
- Let the kids come up and help lead the actions. You can have a couple of volunteers or let the kids come up by class and show off the moves.
- Can they do the moves WITHOUT singing! Sing silently in your head this time while we try to keep up with the music. Can we do the song with drawing fast instead?

Magic Crayon Actions:

- Help me dear father – Start at the top and gently move down and up, back down and then up again
- To truly repent – Swirl inward starting at the top
- All who may seem – Make four hard dots in the air almost like you're pushing down on an imaginary button
- Unkind to me – Create a zig zag line starting at the top and making sharp lines right and left with each note.
- Help me each day – Start on the left and make a big low swoop to the right, then back to the starting point.
- Father, I pray – Now make a similar swoop but creating a rainbow up in the air to the right, then back to the starting point.
- Help me live nearer – Repeat the first action, creating gentle curves from top to bottom.
- Nearer to thee – Finish with a spiral that like action #2.







Permissions & Use Policy

Thank you for downloading this printable. Your download grants license for the personal and church use of the individual purchaser. This license may also extend to other co-teachers, assistants, or others who may help and assist you in teaching this lesson. That means, you may purchase and print and utilize this printable as well as prepare this lesson as an activity for a substitute or with the help of an assistant. You may also share the printed resources with your immediate predecessor (the music leader who follows you) for use during the remainder of the current year's lesson plans.

Our digital files may not be further passed on, shared, distributed, or given out to any other individuals. In sharing the printed resources, the license does not continue to extend to those individuals for use beyond the continuation of use for which it was initially purchased for with a limited-use license.

Any additional music leaders, teachers, assistants, or other individuals who would like their own personal copy of the digital files and resources should obtain their own copy with license. Copies of all our resources can be found at www.PrimarySinging.com.

Copyright Protection

Copying any part of this work, sharing digital copies, distributing by print beyond the use permissions, or any other form of releasing this file is a violation of copyright law. Additionally, it is a violation of copyright law to adapt or modify and share this digital work as your own creation when sourced from another person's copyrighted work.

We do encourage, and appreciate, sharing the direct link to our original resources and files with those who may be interested. You can additionally share how you used and adapted the files for your own use to inspire others for how they might choose to use these files within the acceptable use policies.

Help & Feedback

If you need any help or additional information on the acceptable use and policies of our digital files, you can reach out to us directly from the contact form or email address shared on our website www.PrimarySinging.com.

We would love to hear ideas on how to improve and additional ideas for use of our printables! We welcome your feedback and experiences! You can also share your experiences using the hashtag [#PrimarySinging](https://twitter.com/PrimarySinging) on your favorite social media channels.

Thank you for your support!