

I Will Be Valiant – Clap Instead

Have fun learning I Will Be Valiant with this fun Clap instead game! The kids will clap whenever they see a star in place of singing the words!

How to Play:

- Start by Singing through I Will Be Valiant before you introduce this activity.
- Then share the posters included here. Ask the kids what the stars represent? (Words, an action, etc)
- Tell the kids we're going to clap for each of the stars – our missing words!
- Sing and clap through the song.
- See if the children can help fill in the blanks! What's one word you noticed is missing? Where does it go?
- You can write in the word, leave it blank and challenge the kids to say it in their mind, or come up with a unique hand action for that newly discovered word!
- Keep clapping for the rest of the stars but do your special action any time you get to your discovered word.
- Finally, switch and sing and clap only the star words!

Extension Ideas:

- Have the kids compete! Divide the room into 2 groups. One group claps on yellow and sings the missing purple words. The other side sings the missing yellow words, and claps on the purple stars.
- Have the kids try to clap and sing at the same time by the end of the song. Tell them you've clapped the words right back into place! Can you sing them while you clap?
- Have the kids come up with an alternative action for the yellow stars and another different action for the purple stars. Maybe they can pat, high-5 a partner, stomp, spin, etc.

The  needs  


servants, to do

his  in the  

day, who   the

teachings of  and

serve his  in a



 way. I will be

his  and keep

my cov'nants  .

I'll stand for  . I'll

stand for  . The

 can  on me.



Permissions & Use Policy

Thank you for downloading this printable. Your download grants license for the personal and church use of the individual purchaser. This license may also extend to other co-teachers, assistants, or others who may help and assist you in teaching this lesson. That means, you may purchase and print and utilize this printable as well as prepare this lesson as an activity for a substitute or with the help of an assistant. You may also share the printed resources with your immediate predecessor (the music leader who follows you) for use during the remainder of the current year's lesson plans.

Our digital files may not be further passed on, shared, distributed, or given out to any other individuals. In sharing the printed resources, the license does not continue to extend to those individuals for use beyond the continuation of use for which it was initially purchased for with a limited-use license.

Any additional music leaders, teachers, assistants, or other individuals who would like their own personal copy of the digital files and resources should obtain their own copy with license. Copies of all our resources can be found at www.PrimarySinging.com.

Copyright Protection

Copying any part of this work, sharing digital copies, distributing by print beyond the use permissions, or any other form of releasing this file is a violation of copyright law. Additionally, it is a violation of copyright law to adapt or modify and share this digital work as your own creation when sourced from another person's copyrighted work.

We do encourage, and appreciate, sharing the direct link to our original resources and files with those who may be interested. You can additionally share how you used and adapted the files for your own use to inspire others for how they might choose to use these files within the acceptable use policies.

Help & Feedback

If you need any help or additional information on the acceptable use and policies of our digital files, you can reach out to us directly from the contact form or email address shared on our website www.PrimarySinging.com.

We would love to hear ideas on how to improve and additional ideas for use of our printables! We welcome your feedback and experiences! You can also share your experiences using the hashtag [#PrimarySinging](https://twitter.com/PrimarySinging) on your favorite social media channels.

Thank you for your support!