

Redeemer of Israel – Shadow & Pillar

Sing through Redeemer of Israel once before introducing your activity.

Shadow:

- Bring in a flashlight and shine it at your hand. Do you see a shadow of my hand?
- Cut out a poster board into the shape of a cloud. Use it to block out a source of light (window, ceiling, lamp, etc). Even clouds have shadows. We call that a cloudy day, but it's really a shadow! What else has a shadow?
- Or go outside and check out your shadows. So fun! Tell everyone they have 60 seconds to make silly shadows. You might just want to take a picture to share with the parents! 😊 Then everyone heads back inside.
- You could also create a shadow box and let the kids have fun testing out making hand puppets!

How is Christ like a shadow? He's always with us even when we don't see him. He stays by our side. He knows what we go through. He is our constant friend. etc.

Sing through Redeemer of Israel with everyone shading their eyes (shadow!)

Pillar:




- Stack up a couple of boxes to make a pillar. Or draw a pillar on the white board.
- You can also use your flashlight to shine a pillar of light up towards the ceiling.
- What is a pillar? What is used for? Holds up buildings, strong, pillar of fire for Moses protected, etc

How is Jesus like a pillar? Protects us, is our strength, lifts us up, is strong and immovable, etc

Sing through Redeemer of Israel with everyone standing like a pillar! Tall and straight with arms up and hands bent outward.

Extension Activities:

- Sing through the song switching between being a shadow and a pillar as one child flips on and off the light.
- Have half of the room sing "Our shadow by day" and the other half sing "Our pillar by night". Try different fun ways to sing. Which group can sing the quietest (while still singing)? Who can sing it with the best accent? How about fastest?





Permissions & Use Policy

Thank you for downloading this printable. Your download grants license for the personal and church use of the individual purchaser. This license may also extend to other co-teachers, assistants, or others who may help and assist you in teaching this lesson. That means, you may purchase and print and utilize this printable as well as prepare this lesson as an activity for a substitute or with the help of an assistant. You may also share the printed resources with your immediate predecessor (the music leader who follows you) for use during the remainder of the current year's lesson plans.

Our digital files may not be further passed on, shared, distributed, or given out to any other individuals. In sharing the printed resources, the license does not continue to extend to those individuals for use beyond the continuation of use for which it was initially purchased for with a limited-use license.

Any additional music leaders, teachers, assistants, or other individuals who would like their own personal copy of the digital files and resources should obtain their own copy with license. Copies of all our resources can be found at www.PrimarySinging.com.

Copyright Protection

Copying any part of this work, sharing digital copies, distributing by print beyond the use permissions, or any other form of releasing this file is a violation of copyright law. Additionally, it is a violation of copyright law to adapt or modify and share this digital work as your own creation when sourced from another person's copyrighted work.

We do encourage, and appreciate, sharing the direct link to our original resources and files with those who may be interested. You can additionally share how you used and adapted the files for your own use to inspire others for how they might choose to use these files within the acceptable use policies.

Help & Feedback

If you need any help or additional information on the acceptable use and policies of our digital files, you can reach out to us directly from the contact form or email address shared on our website www.PrimarySinging.com.

We would love to hear ideas on how to improve and additional ideas for use of our printables! We welcome your feedback and experiences! You can also share your experiences using the hashtag [#PrimarySinging](https://twitter.com/PrimarySinging) on your favorite social media channels.

Thank you for your support!