

Teach Me to Walk in the Light: Clap, Pat & Snap

Activity Version 1:

1. Sing through Teach Me to Walk in the Light once or twice at the beginning of singing time.
2. Before primary, write "Clap," "Pat," or "Snap" on pieces of paper. Write one word per strip of paper.
3. As a class, choose 1-2 "keywords" from the song (these are typically words that are sung more often).
4. Have a child choose a word strip from the jar.
5. Sing through the song again, this time doing the indicated action instead of singing.
6. Continue choosing actions and reviewing the song!

Activity Version 2:

1. Write out the lyrics to Teach Me to Walk in the Light. Replace some words with symbols such as stars, circles, or triangles.
2. Have each symbol represent one of the actions: clap, pat, or snap.
3. Practice singing the first verse of Teach Me to Walk in the Light once.
4. Show the children a key or have them guess which words the symbols represent.
5. Then, sing through the verse while replacing each symbol with the indicated action.

Clap, Pat & Snap: Activity 1

CLAP

PAT

SNAP

CLAP

PAT

SNAP

CLAP

PAT

SNAP


CLAP

PAT


SNAP

Clap, Pat & Snap: Activity 2

KEY



= CLAP



= PAT




= SNAP

 me to  in the


 of His love.  me to

pray to my Father above.




Me to know of the


things that are right.



Me,



me to



in

the

