



Build a Pencil Song Scramble

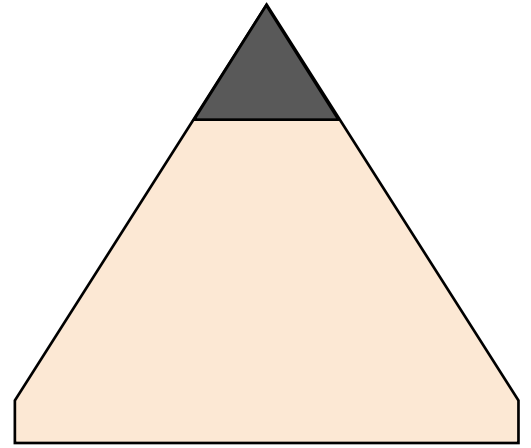
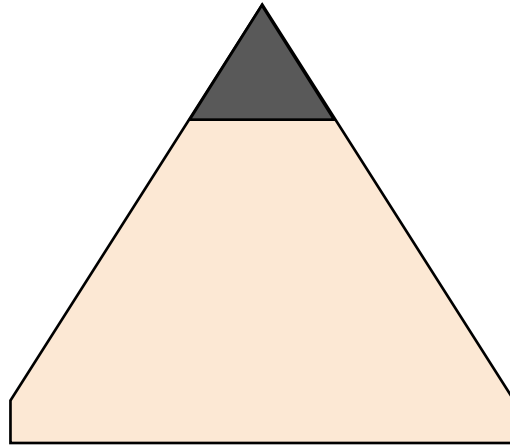
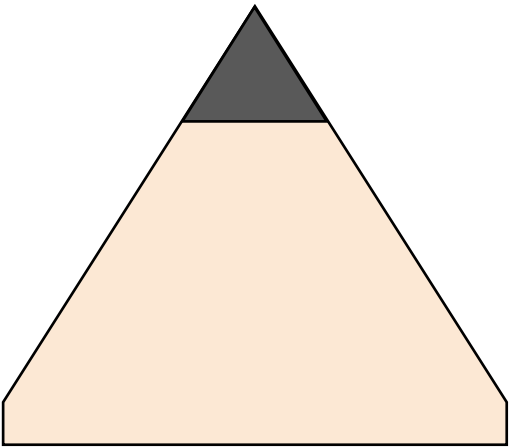
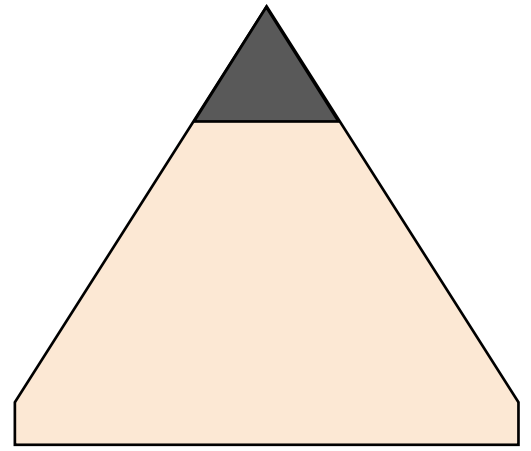
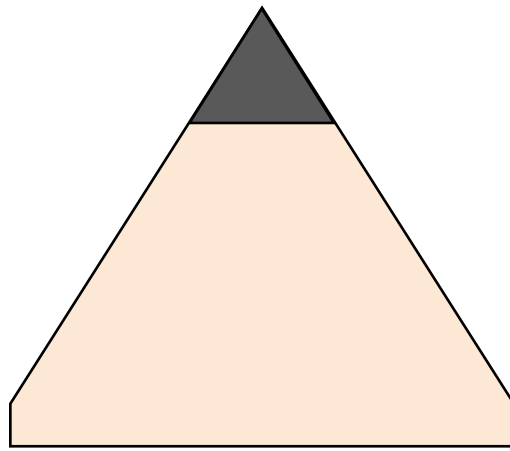
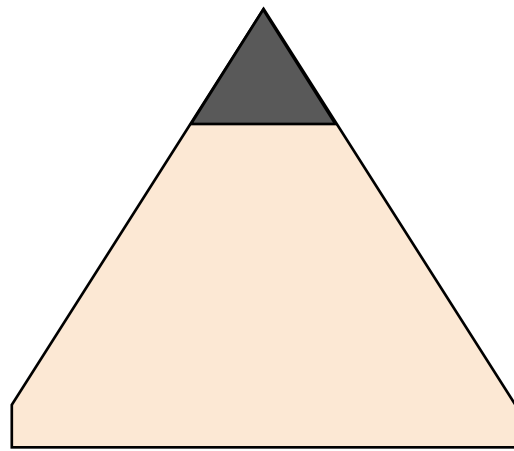
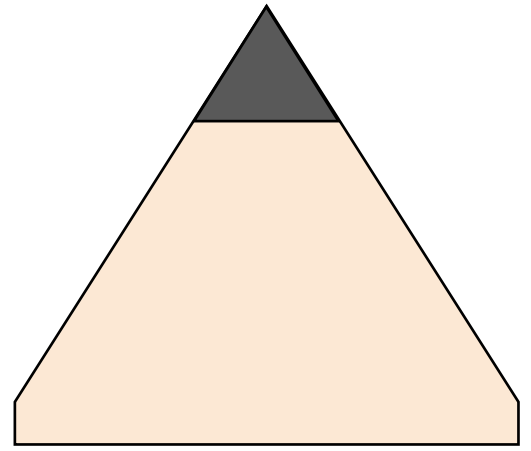
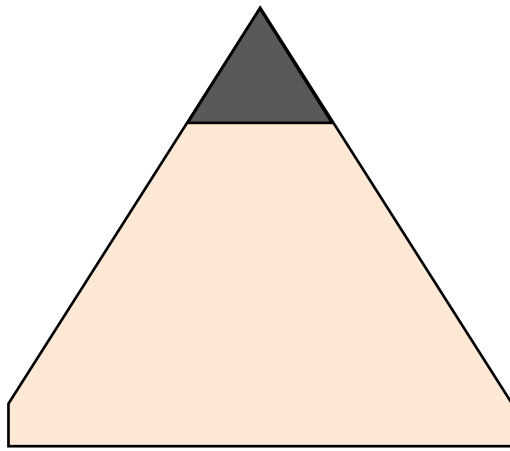
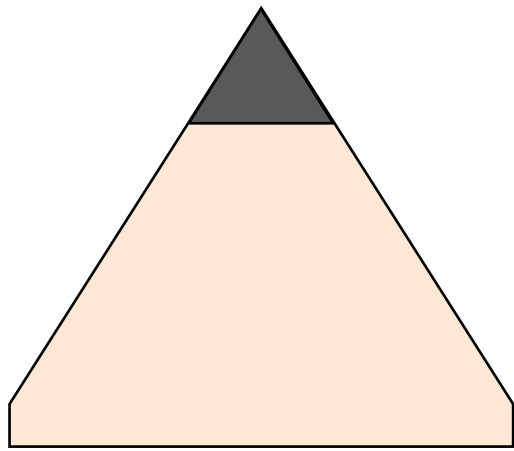
How to Play:




- Write out your song titles with one letter or one word per yellow pencil section. If more than 3 words, you'll want to assemble your own pencils below – they can be as long as needed!
- Put your cut up pencil pieces into individual envelopes and number them. Create a matching numbered song list for your pianist.
- Let the kids pick any envelope (or go in order if you prefer). Then, they'll open it up and rearrange all the pieces to figure out which song to sing! You can use that tacky blue putty to easily put them up on the board and rearrange as needed.
- To make the pieces reusable year after year, laminate your pieces, use a wet erase marker so the letters don't smudge off, and add a magnet to the back.
- When they've reassembled the song title then sing the song together!


Extension Activities:

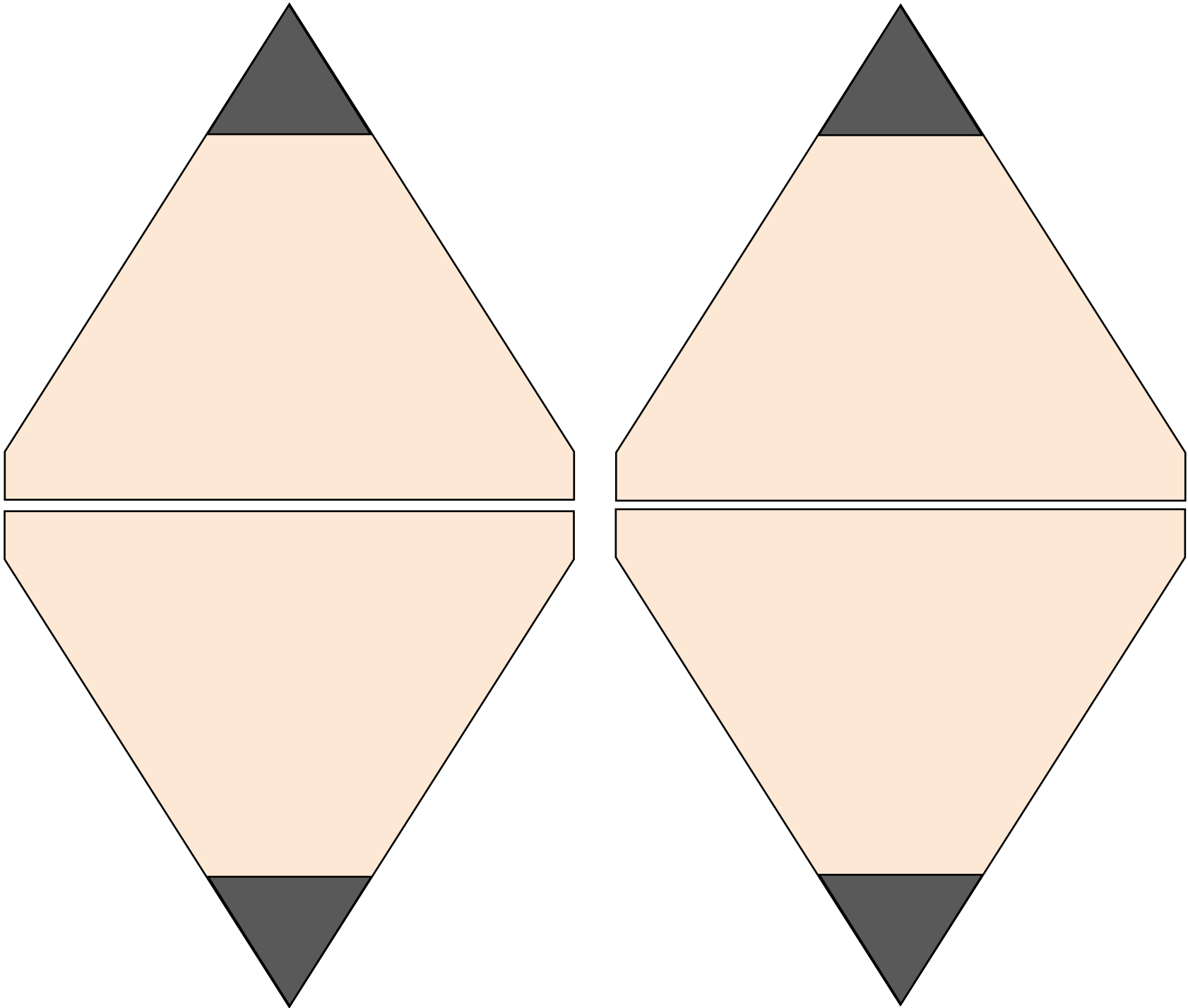
- Write on fun ways to sing on the back of the erasers which they'll randomly select and match to their pencil!
- Hand out real pencils and have the kids write their favorite song titles! One letter or one word per yellow square. Then, work your way through their songs (or as many as you can get through!
- Let the kids use a pencil to "lead" the music.
- Create a variety of letters or word titles from the yellow pencil boxes. Make sure you have enough duplicate letters to make your preferred song titles. Then, scramble all the random letter titles all over the board. Have the pianist play the notes of the song and have someone guess what it is, and then find letters to spell out the song!
- To continue the pencil theme, have the children draw in the air while holding a real pencil (or use their fingers) the songs! They can just draw shapes, what they hear from the lyrics, or follow the rise and peaks of the notes!
















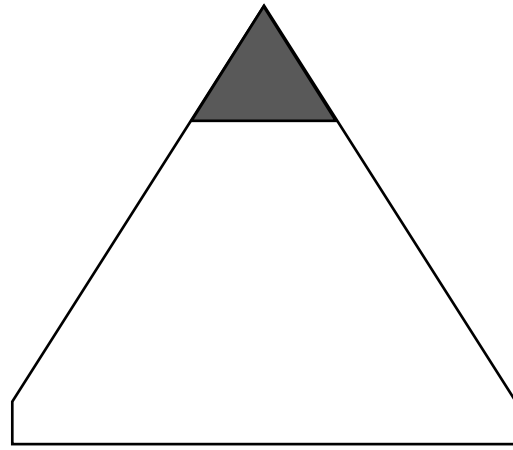
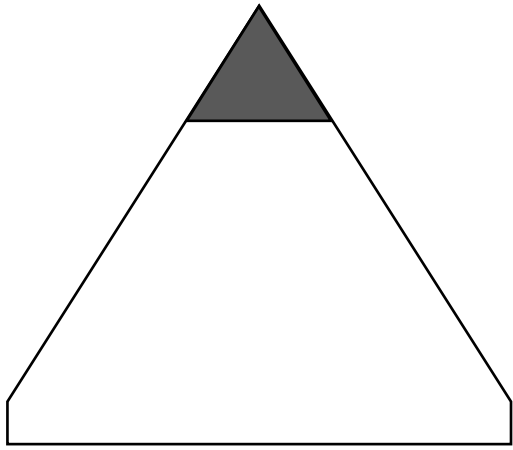
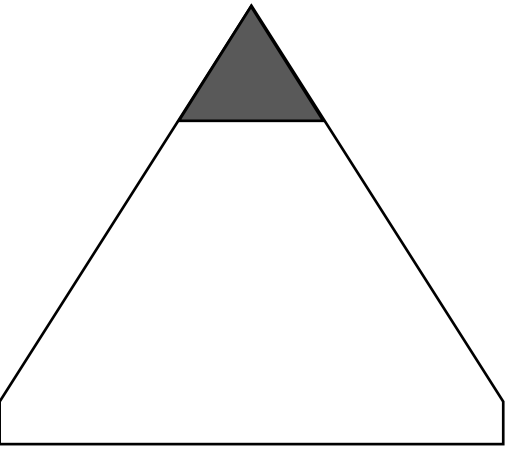
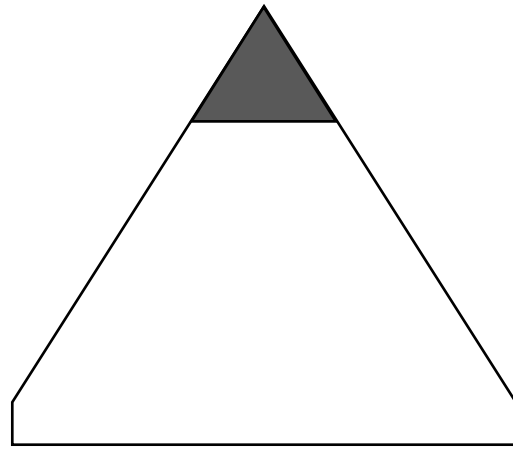
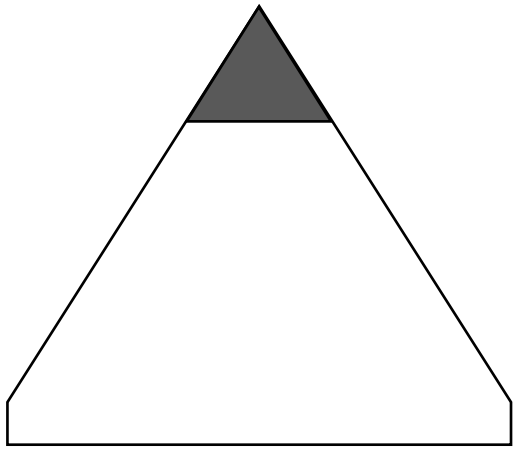
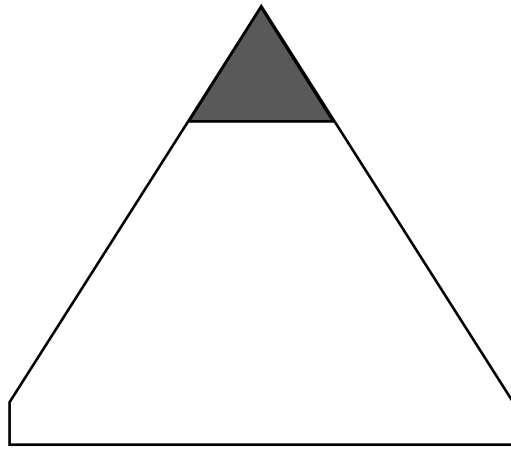
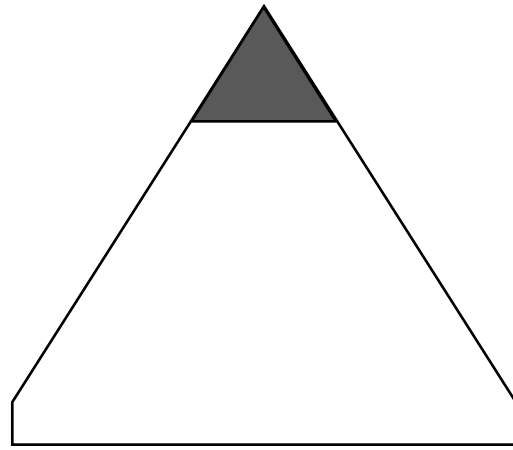
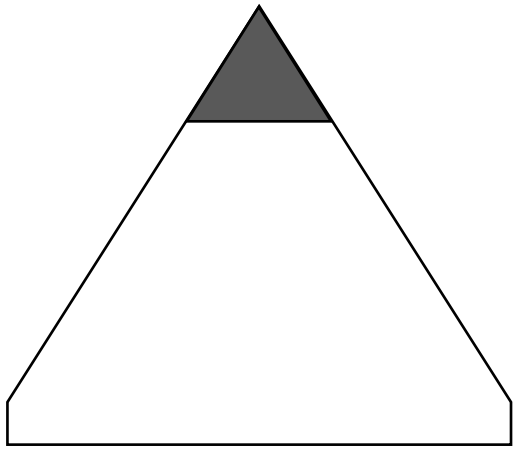
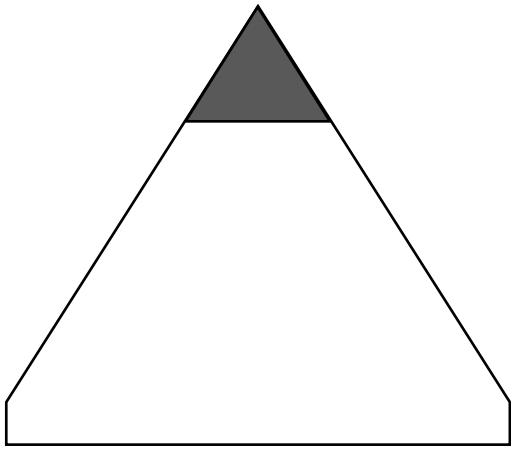








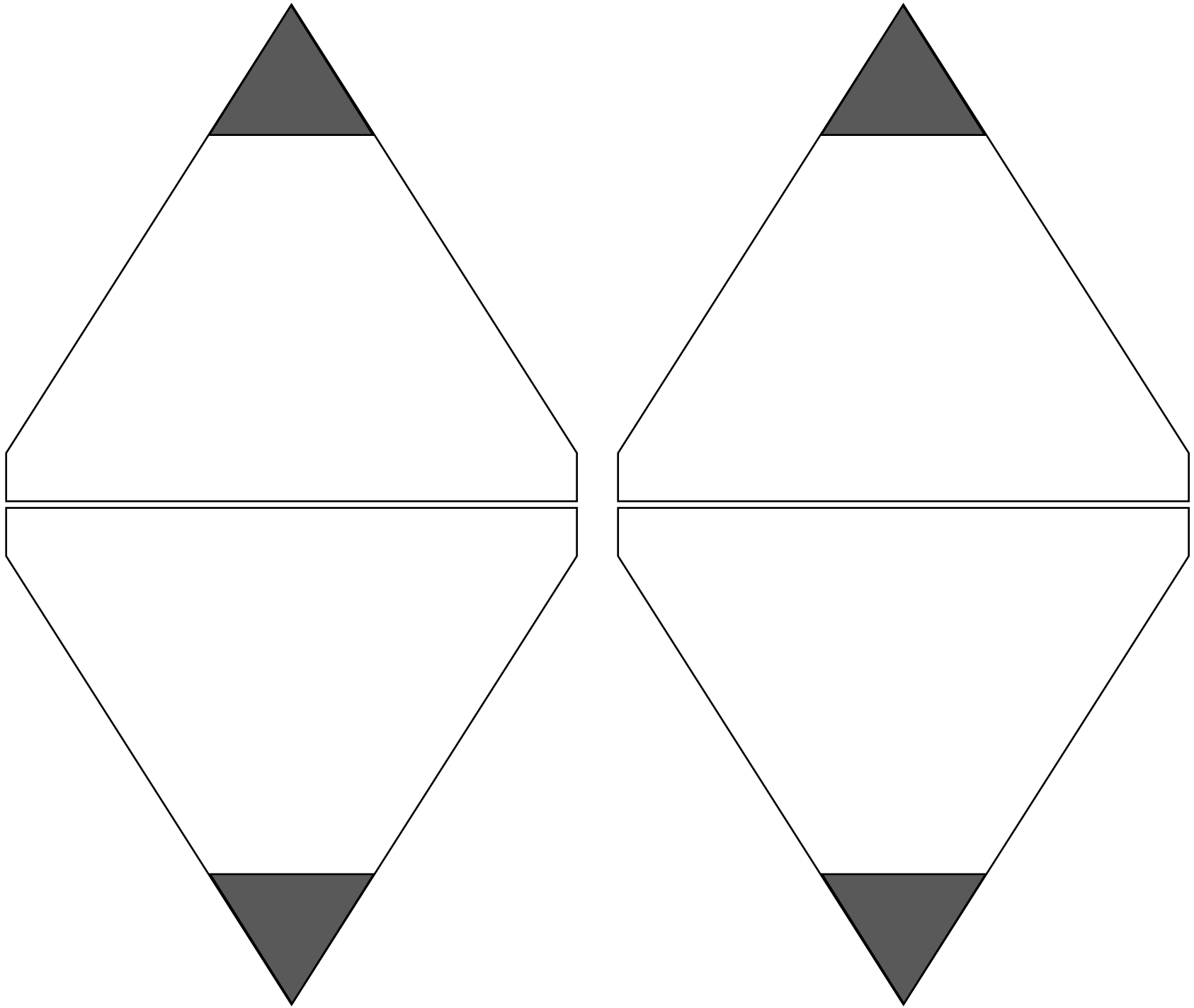






A rectangular box with a grey header and a white body. The box is empty and has rounded corners at the bottom.A rectangular box with a grey header and a white body. The box is empty and has rounded corners at the bottom.A rectangular box with a grey header and a white body. The box is empty and has rounded corners at the bottom.A rectangular box with a grey header and a white body. The box is empty and has rounded corners at the bottom.







Permissions & Use Policy

Thank you for downloading this printable. Your download grants license for the personal and church use of the individual purchaser. This license may also extend to other co-teachers, assistants, or others who may help and assist you in teaching this lesson. That means, you may purchase and print and utilize this printable as well as prepare this lesson as an activity for a substitute or with the help of an assistant. You may also share the printed resources with your immediate predecessor (the music leader who follows you) for use during the remainder of the current year's lesson plans.

Our digital files may not be further passed on, shared, distributed, or given out to any other individuals. In sharing the printed resources, the license does not continue to extend to those individuals for use beyond the continuation of use for which it was initially purchased for with a limited-use license.

Any additional music leaders, teachers, assistants, or other individuals who would like their own personal copy of the digital files and resources should obtain their own copy with license. Copies of all our resources can be found at www.PrimarySinging.com.

Copyright Protection

Copying any part of this work, sharing digital copies, distributing by print beyond the use permissions, or any other form of releasing this file is a violation of copyright law. Additionally, it is a violation of copyright law to adapt or modify and share this digital work as your own creation when sourced from another person's copyrighted work.

We do encourage, and appreciate, sharing the direct link to our original resources and files with those who may be interested. You can additionally share how you used and adapted the files for your own use to inspire others for how they might choose to use these files within the acceptable use policies.

Help & Feedback

If you need any help or additional information on the acceptable use and policies of our digital files, you can reach out to us directly from the contact form or email address shared on our website www.PrimarySinging.com.

We would love to hear ideas on how to improve and additional ideas for use of our printables! We welcome your feedback and experiences! You can also share your experiences using the hashtag **#PrimarySinging** on your favorite social media channels.

Thank you for your support!