

I'm Trying to Be Like Jesus – Color Code

How to Play:










- Sing through I'm Trying to Be Like Jesus once, before introducing the activity.
- Post the color code posters up on the board. Tell the children it looks like your printer messed up and printed everything covered in colors instead of just colored words!! Can they help you solve for the keywords?
- Sing through the song again while the kids are looking for a pattern.
- Ask, did you see any patterns? What did you notice? Take a few answers. When there is an answer that sounds like a solution, such as "all the blues stand for" Try it out – did it work?
- Continue to sing through the song testing theories and cracking the color code.
- Tell the kids to pick a color that is closest to the color they are wearing the most of. If they're only wearing black and white, they get to pick their favorite color! Everyone sings all the black words and then sing only your color words. It'll add a fun popcorn singing effect. Now, pick a different color and sing through the song one last time with their new color choices.

Color Key:

	I / You / Self
	Try / Trying
	Jesus / His
	Love / Loving
	Action Words

Extension Activities:




- Add an action for each of the colors. Such as clap for yellow, stomp for blue, pat for purple, dab for green, and thump your heart for red. You can use these, or let the kids help you come up with their own fun ideas!
- Split the room into 2 groups. One sings all the colored words and the other sings all the black words. Now swap!
- Pick a silly way to sing for each of the colors. They could be anything like opera style, whisper sing, underwater sing, etc.
- Have the kids help you write in the words over the colored boxes. You can make 2 or 3 teams and have them race to get the most correct words! Give them each a different color (one black and one blue maybe). Have one person from the team come up at a time and fill in a word, then hand off the pen to the next person in the team. Continue until all the words are filled in. You could also do this with competing the first versus second verse.







  **to be**
like  ; 
 **in** 
ways.  
to  **as**  **did,**

**in all that I do
and say. At time I
am tempted to
make a wrong
choice, but I**

**to  as the
still small voice
whispers:**

“  **one**
another as 
  **.**  **to**
show kindness in
all that  **do. Be**

 and 
**in deed and in
thought, for these
are the things
 taught.”**

  to 
my neighbor; 
learning to 
my friends, 
 **for the day**

of gladness when



will come

again.



to




the

lessons



taught.

**Then the Holy
Spirit enters into
 thoughts,
saying:**

Color Key:



I / You / Self



Try / Trying



Jesus / His



Love / Loving



Action Words



Permissions & Use Policy

Thank you for downloading this printable. Your download grants license for the personal and church use of the individual purchaser. This license may also extend to other co-teachers, assistants, or others who may help and assist you in teaching this lesson. That means, you may purchase and print and utilize this printable as well as prepare this lesson as an activity for a substitute or with the help of an assistant. You may also share the printed resources with your immediate predecessor (the music leader who follows you) for use during the remainder of the current year's lesson plans.

Our digital files may not be further passed on, shared, distributed, or given out to any other individuals. In sharing the printed resources, the license does not continue to extend to those individuals for use beyond the continuation of use for which it was initially purchased for with a limited-use license.

Any additional music leaders, teachers, assistants, or other individuals who would like their own personal copy of the digital files and resources should obtain their own copy with license. Copies of all our resources can be found at www.PrimarySinging.com.

Copyright Protection

Copying any part of this work, sharing digital copies, distributing by print beyond the use permissions, or any other form of releasing this file is a violation of copyright law. Additionally, it is a violation of copyright law to adapt or modify and share this digital work as your own creation when sourced from another person's copyrighted work.

We do encourage, and appreciate, sharing the direct link to our original resources and files with those who may be interested. You can additionally share how you used and adapted the files for your own use to inspire others for how they might choose to use these files within the acceptable use policies.

Help & Feedback

If you need any help or additional information on the acceptable use and policies of our digital files, you can reach out to us directly from the contact form or email address shared on our website www.PrimarySinging.com.

We would love to hear ideas on how to improve and additional ideas for use of our printables! We welcome your feedback and experiences! You can also share your experiences using the hashtag [#PrimarySinging](https://twitter.com/PrimarySinging) on your favorite social media channels.

Thank you for your support!