

Redeemer of Israel Jingle Bells

How to Play:


- Sing through Redeemer of Israel once before bringing out the jingle bell bracelets.
- Now, explain to the kids that they'll need to focus, because we're going to ring only for some of the special select words from the song. Do you think you can follow the pattern?
- Post the keyword poster up on the board, then show them an example by singing the first line and only ringing the bells as fast and long as you can while singing "Redeemer" then freeze the bells! Ring them out again on "delight."
- Can you do it just like that? I want to see how LOUD you can ring on the keywords and how perfectly still you can hold the bells on all the other words. Let's try it together! Pass out jingle bell bracelets.
- Sing through your selected first doing a loud consistent jingle for each of the keywords.
- Now, let's try it again and see if we can add one single jingle for all the "other" words.
REDEEMER / of / Israel / our / only / DELIGHT
- Next do you think you can shake on a steady beat following the time signature? Add a jump on each of the keywords!
- Now, you can repeat or mix and match any of the ideas above or add in these fun extension activities below to add in more variety!

Extension Activities:

- Split the Primary up into 2 groups – one for each of the colors. (Ex: Red and Blue for the 1st verse). Have the kids only ring their bells on their colored words. You can point to their side of the room as a signal for Junior. Which side of the room can sing out the best?
- Ring out the bells high above their heads OR tap the jingle bells on your palm for the special keyword with the bell marked next to it. This is just a fun bonus activity to keep them alert and paying attention.
- Try whisper singing and shaking super quiet for the keywords for a fun twist.
- Can you skip singing the keywords and just shake once for each syllable/note you would sing out instead.
- Alternate singing every other line. The red side starts, singing "Redeemer of Israel" then it switches to blue for "our only delight" following the matching keyword for the line.

REDEEMER


DELIGHT



BLESSING

SHADOW


PILLAR



KING

DELIV'RER

COMING



SHEEP

ZION

VALLEY

WEEP




WILDERNESS

ROVE

WANDERED

CRIED




DESERT

REJOICED

SORROWS

ISRAEL



FREE



Permissions & Use Policy

Thank you for downloading this printable. Your download grants license for the personal and church use of the individual purchaser. This license may also extend to other co-teachers, assistants, or others who may help and assist you in teaching this lesson. That means, you may purchase and print and utilize this printable as well as prepare this lesson as an activity for a substitute or with the help of an assistant. You may also share the printed resources with your immediate predecessor (the music leader who follows you) for use during the remainder of the current year's lesson plans.

Our digital files may not be further passed on, shared, distributed, or given out to any other individuals. In sharing the printed resources, the license does not continue to extend to those individuals for use beyond the continuation of use for which it was initially purchased for with a limited-use license.

Any additional music leaders, teachers, assistants, or other individuals who would like their own personal copy of the digital files and resources should obtain their own copy with license. Copies of all our resources can be found at www.PrimarySinging.com.

Copyright Protection

Copying any part of this work, sharing digital copies, distributing by print beyond the use permissions, or any other form of releasing this file is a violation of copyright law. Additionally, it is a violation of copyright law adapt or modify and share this digital work as your own creation when sourced from another person's copyrighted work.

We do encourage, and appreciate, sharing the direct link to our original resources and files with those who may be interested. You can additionally share how you used and adapted the files for your own use to inspire others for how they might choose to use these files within the acceptable use policies.

Help & Feedback

If you need any help or additional information on the acceptable use and policies of our digital files, you can reach out to us directly from the contact form or email address shared on our website www.PrimarySinging.com.

We would love to hear ideas on how to improve and additional ideas for use of our printables! We welcome your feedback and experiences! You can also share your experiences using the hashtag **#PrimarySinging** on your favorite social media channels.

Thank you for your support!