

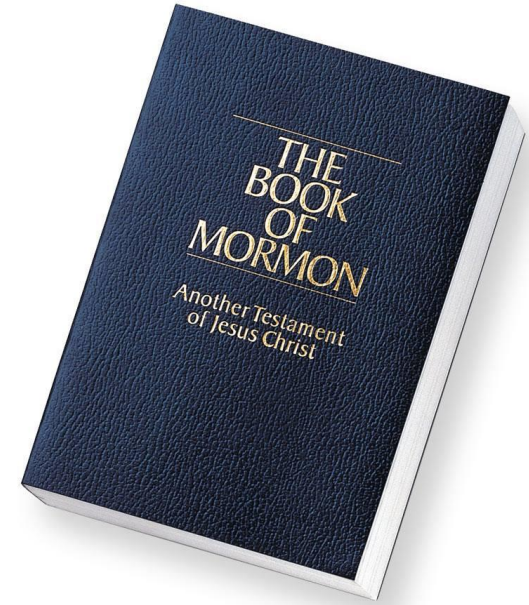
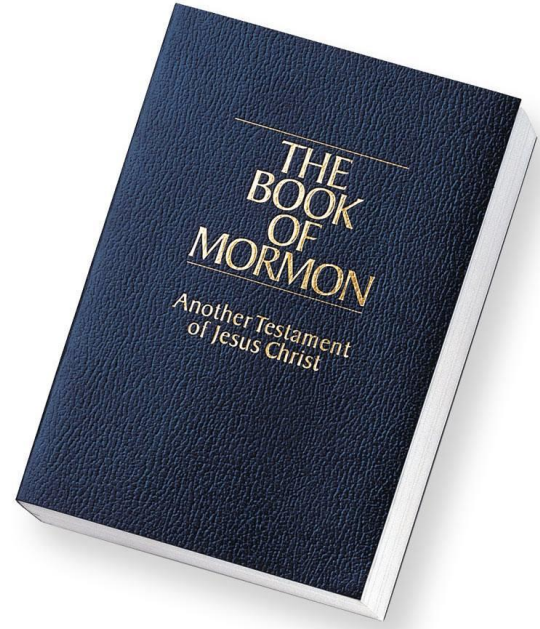
I Hope They Call Me On a Mission Memory Game


How to Play:

1. Before primary, prepare pictures that are representative of missionaries and missionary experiences. For example, you could choose to find pictures of nametags, a world map, or bicycles.
2. Cut sheets of construction/cardstock paper in halves or quarters.
3. Print out your pictures and tape them to construction paper to keep the pictures hidden.
4. At the beginning of primary, use magnets to post all your pictures on the whiteboard with the pictures hidden from the kids.
5. Review both verses of I Hope They Call Me On a Mission.
6. Explain to the children that you'll be playing memory! Have one child come up to the board and flip over two cards. If the cards show the same picture, keep them facing the class. If the cards do not match, have them turn the cards back over.
7. Each time you try to make a match, sing through one of the verses again! Continue singing until you've paired all the matches!

Extension Activities:

- Add some extra fun to the memory game by writing a fun way to sing the song on each memory card. When you turn over the cards to make a match, pick one of the actions written on the cards to use when you sing through the next verse!
- Give each class their own set of memory cards and see which class can match all the pairs first!
- Once you've paired all the matches, assign each class to a set of pictures (For example, CTR 8 class could be the baptism scene). While you sing, hold up a picture and have that class sing the next phrase by themselves!







Permissions & Use Policy

Thank you for downloading this printable. Your download grants license for the personal and church use of the individual purchaser. This license may also extend to other co-teachers, assistants, or others who may help and assist you in teaching this lesson. That means, you may purchase and print and utilize this printable as well as prepare this lesson as an activity for a substitute or with the help of an assistant. You may also share the printed resources with your immediate predecessor (the music leader who follows you) for use during the remainder of the current year's lesson plans.

Our digital files may not be further passed on, shared, distributed, or given out to any other individuals. In sharing the printed resources, the license does not continue to extend to those individuals for use beyond the continuation of use for which it was initially purchased for with a limited-use license.

Any additional music leaders, teachers, assistants, or other individuals who would like their own personal copy of the digital files and resources should obtain their own copy with license. Copies of all our resources can be found at www.PrimarySinging.com.

Copyright Protection

Copying any part of this work, sharing digital copies, distributing by print beyond the use permissions, or any other form of releasing this file is a violation of copyright law. Additionally, it is a violation of copyright law to adapt or modify and share this digital work as your own creation when sourced from another person's copyrighted work.

We do encourage, and appreciate, sharing the direct link to our original resources and files with those who may be interested. You can additionally share how you used and adapted the files for your own use to inspire others for how they might choose to use these files within the acceptable use policies.

Help & Feedback

If you need any help or additional information on the acceptable use and policies of our digital files, you can reach out to us directly from the contact form or email address shared on our website www.PrimarySinging.com.

We would love to hear ideas on how to improve and additional ideas for use of our printables! We welcome your feedback and experiences! You can also share your experiences using the hashtag **#PrimarySinging** on your favorite social media channels.

Thank you for your support!