






Let's Get the Bugs Out Primary Program Review



How to Use this Get the Bugs Out Idea:


- Think about any problems you've notice in the Primary Program songs you are teaching. That might look like some of the following, but it could be anything! The "bugs" could also include more general things not tied to a specific song. Here are some ideas:
 - o Singing too quietly / without confidence
 - o Forgetting or stumbling over the lyrics
 - o 2nd verse needs more practice
 - o Perfecting the descant
 - o Timing on a particular note or melody
 - o Not clearly pronouncing a particular word
 - o Perfecting using sign language
 - o Fidgeting
 - o Eyes looking around the room
- Make a list of the song and specific problem for both you and the pianist. Let the kids pick a bug picture from up on the board. Explain to them what that bug represents and demonstrate the correct fix.
- Let them practice with you once or twice without the piano so they can better here the flow, pronunciation, lyrics, or whatever needs fixing.
- Now, add the piano! If they can sing it perfectly, let a kiddo come up and "smash" the bug! You can use a fly swatter, simply pull the bug off, or add a cute balloon to each bug and let them pop the balloon!
- If the song still needs a little more practice, move on to the next bug and then come back to it until you get it just right!
- Continue practicing and working out all of the bugs in the song!



More Ways to Play:



- Hide the bugs around the room and go on a bug hunt (complete with a net!) on week one. Sing each song as they find that bug. Use week 2 to smash the bugs! Jot down notes of what they can work on for each song so you can focus on those problem areas the next week.
- Sing your Primary songs all "bugged out"! Pick two bugs and sing the verse of one and the chorus of the other! Now, switch! The kids will love this silly way to sing the songs and you'll keep them on their toes and paying attention!
- Use the creepy crawler symbol bugs to do a program review with a subtle Halloween theme! You can ask the kids to name the bug and have them pick an bug symbol and match it to a song title and then have THEM name what problems they noticed. What can they do a little bit better to make the song stand out?





















































































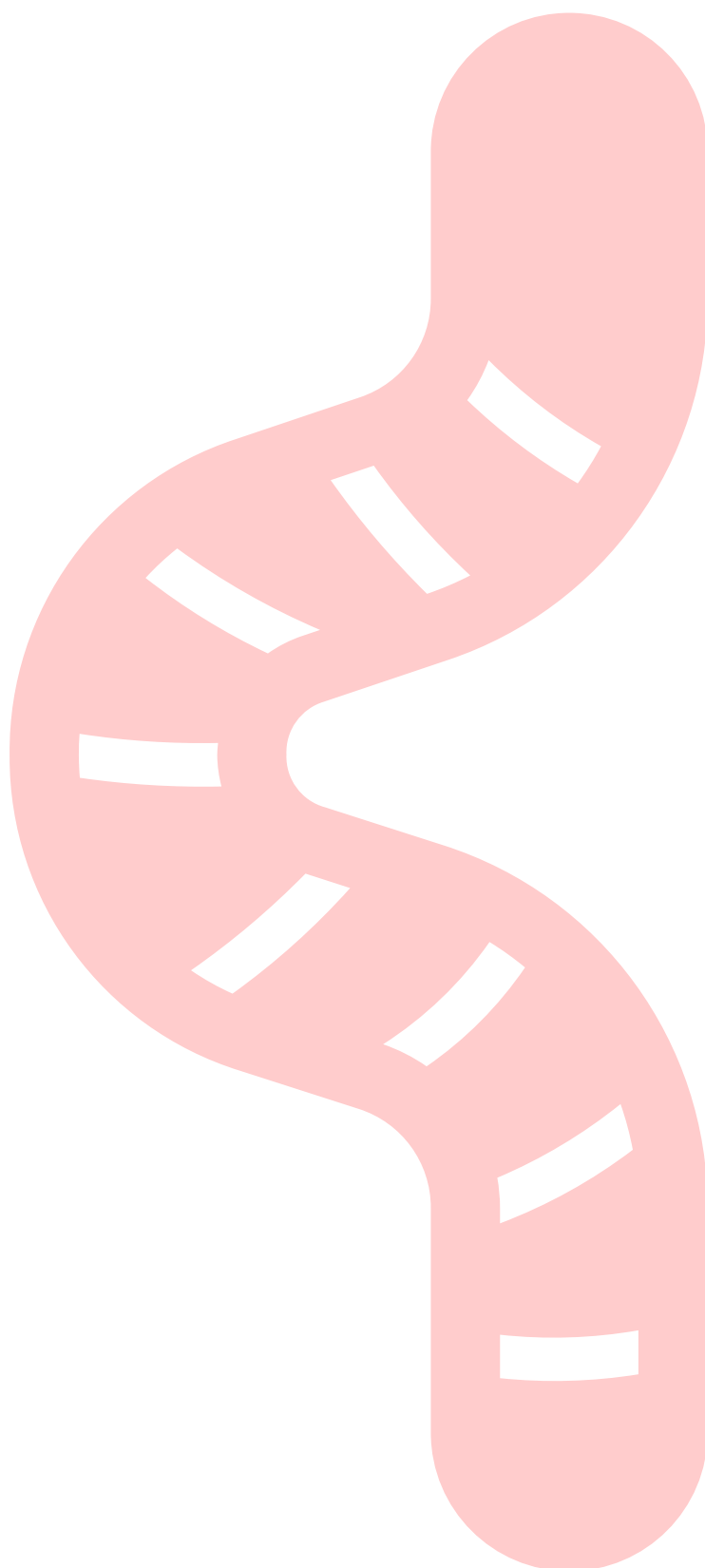




























Permissions & Use Policy

Thank you for downloading this printable. Your download grants license for the personal and church use of the individual purchaser. This license may also extend to other co-teachers, assistants, or others who may help and assist you in teaching this lesson. That means, you may purchase and print and utilize this printable as well as prepare this lesson as an activity for a substitute or with the help of an assistant. You may also share the printed resources with your immediate predecessor (the music leader who follows you) for use during the remainder of the current year's lesson plans.

Our digital files may not be further passed on, shared, distributed, or given out to any other individuals. In sharing the printed resources, the license does not continue to extend to those individuals for use beyond the continuation of use for which it was initially purchased for with a limited-use license.

Any additional music leaders, teachers, assistants, or other individuals who would like their own personal copy of the digital files and resources should obtain their own copy with license. Copies of all our resources can be found at www.PrimarySinging.com.

Copyright Protection

Copying any part of this work, sharing digital copies, distributing by print beyond the use permissions, or any other form of releasing this file is a violation of copyright law. Additionally, it is a violation of copyright law adapt or modify and share this digital work as your own creation when sourced from another person's copyrighted work.

We do encourage, and appreciate, sharing the direct link to our original resources and files with those who may be interested. You can additionally share how you used and adapted the files for your own use to inspire others for how they might choose to use these files within the acceptable use policies.

Help & Feedback

If you need any help or additional information on the acceptable use and policies of our digital files, you can reach out to us directly from the contact form or email address shared on our website www.PrimarySinging.com.

We would love to hear ideas on how to improve and additional ideas for use of our printables! We welcome your feedback and experiences! You can also share your experiences using the hashtag **#PrimarySinging** on your favorite social media channels.

Thank you for your support!