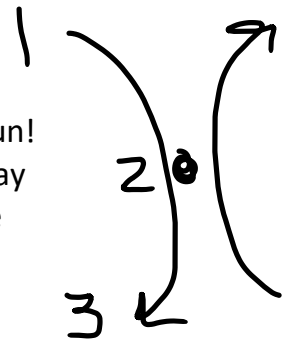


I Hope That Call Me on a Mission – Sand Blocks

How to Play:

- Sing through I Hope They Call Me on a Mission once, before introducing the activity.
- Have your pianist to play just the lower track of notes (if she's capable – ask in advance!) or play the audio track without the lyrics.
- Ask: Did you hear that fun little melody in the background? What did it sound like? Can you sing that little melody with me?
- Show them the pattern you will use that follows the background melody, rather than the singing notes.
 - o Start with one hand up high and the other hand down low, bring them together, then back far apart with your hands in the opposite direction. In this way, one hand will always be up high, and the other down low, except when they meet right in the middle on the highest note.
- Demonstrate with them 2 more times the intro and just the right time to come in with singing the notes.
- Now, you're ready to pass out sand blocks and have the kids join in on the fun!
- Sing through I Hope They Call Me on a Mission with sand blocks! The kids may or may not sing the first time through as they concentrate on controlling the blocks in their hands. Don't worry! Their brains are working hard!
- Sing through the song again, and this time, remind them to sing along with you as they do the actions!
- Invite one class to come up front at a time to demonstrate with the actions to sing on repeat a few more times.

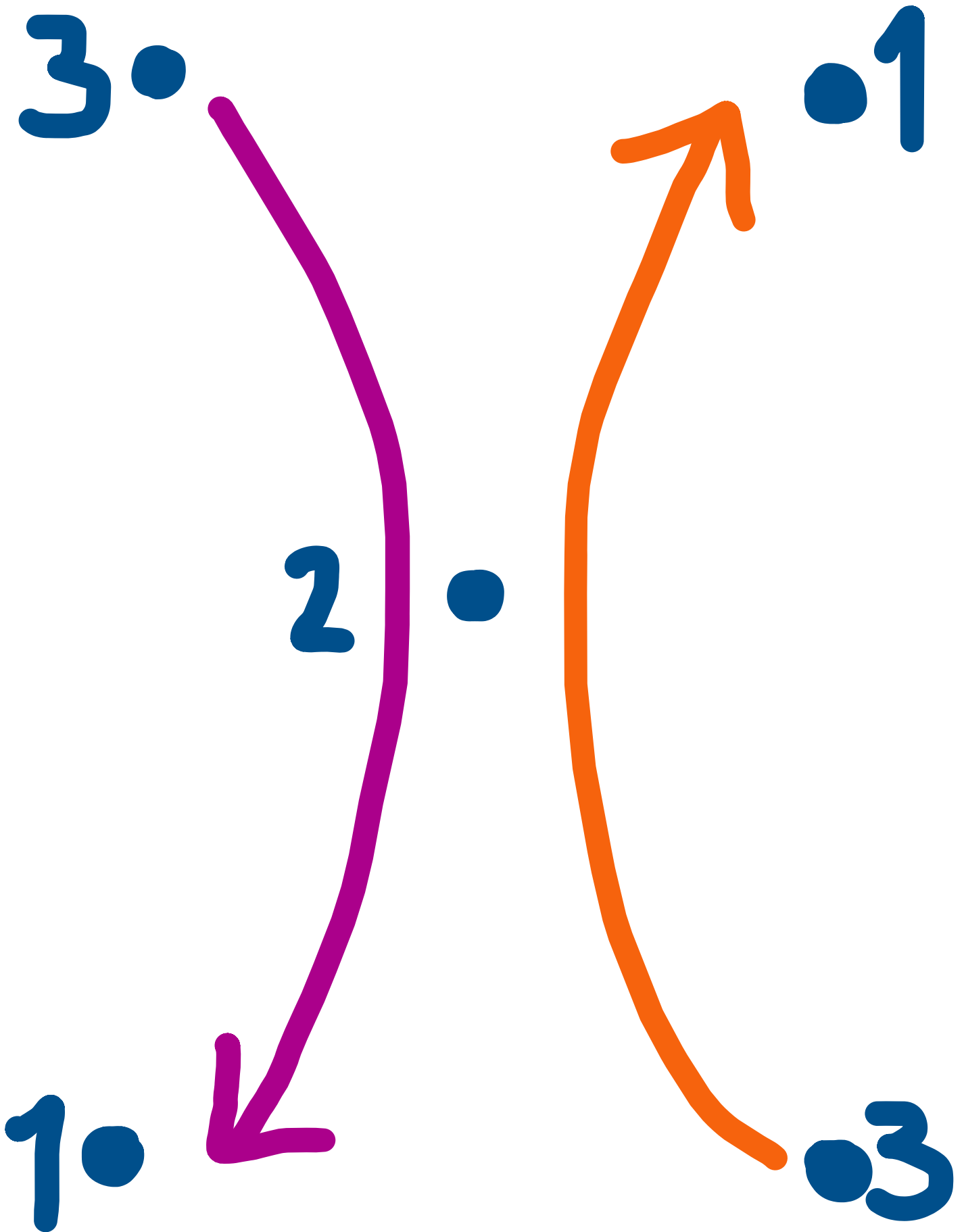



Second / Alternate Pattern:

- To switch it up, or if you're looking for a similar alternative, you'll use the 4-beat measure that follows along with the lyrics for this next pattern. Start with a pat on the lap, then clap twice bringing those sand blocks together, and finally raise them up in front of you.
 - o Pat / Clap-Clap / Up = I / hope they / call ~ me on / a mis- / -sion

Extension Activities:

- Have the children hum the fun melody from that bottom line of notes, instead of the words! They'll have the song stuck in their head all week with that fun plunky tune!
- Ask the children to come up with a fun sequence of actions to try! They are super creative and will have lots of ideas!
- Try the motion on double speed! Twice per measure or what will feel like 4 times per "set" of Duh-duh-da-da-duh-duh's.









1



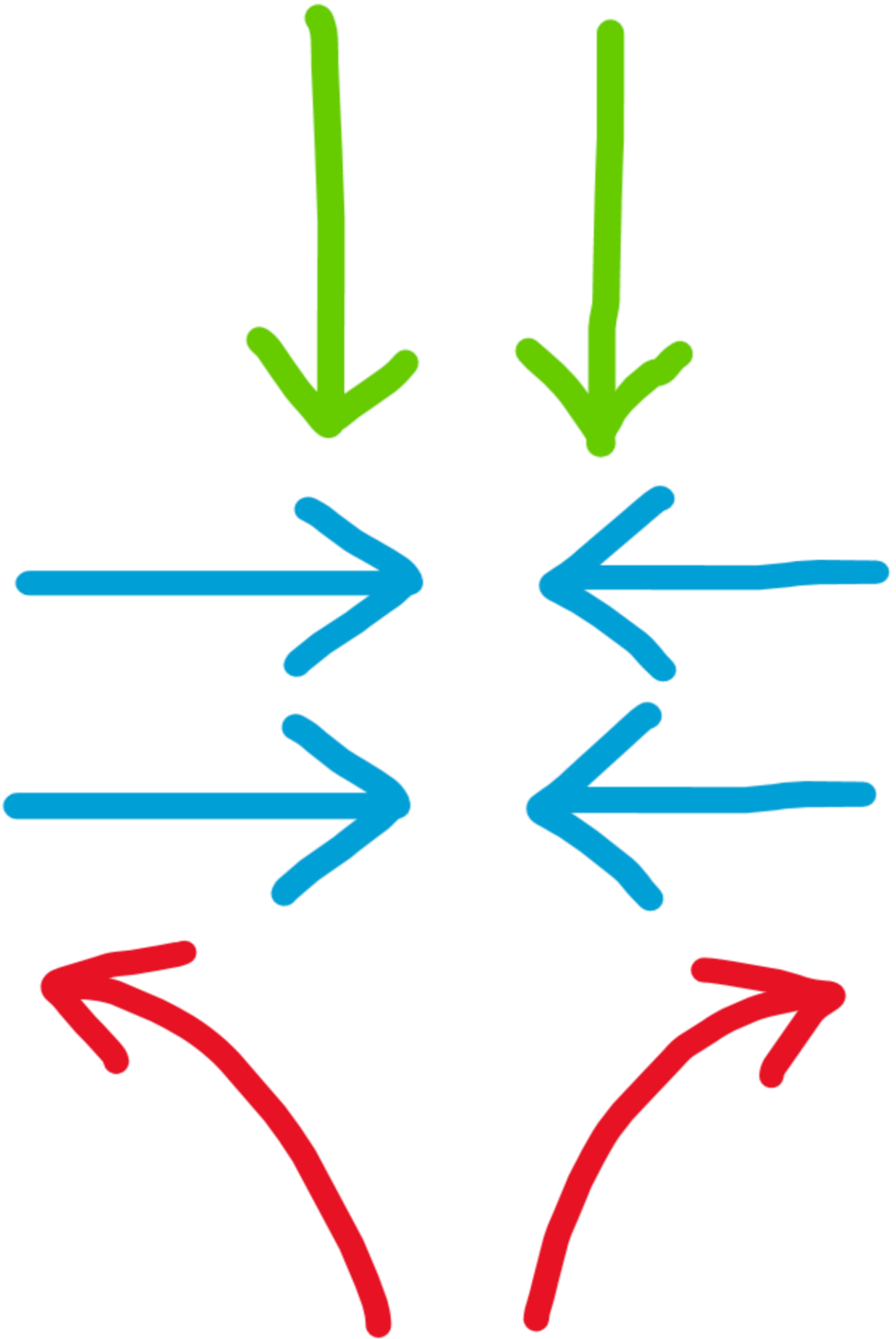
2



3



4





Permissions & Use Policy

Thank you for downloading this printable. Your download grants license for the personal and church use of the individual purchaser. This license may also extend to other co-teachers, assistants, or others who may help and assist you in teaching this lesson. That means, you may purchase and print and utilize this printable as well as prepare this lesson as an activity for a substitute or with the help of an assistant. You may also share the printed resources with your immediate predecessor (the music leader who follows you) for use during the remainder of the current year's lesson plans.

Our digital files may not be further passed on, shared, distributed, or given out to any other individuals. In sharing the printed resources, the license does not continue to extend to those individuals for use beyond the continuation of use for which it was initially purchased for with a limited-use license.

Any additional music leaders, teachers, assistants, or other individuals who would like their own personal copy of the digital files and resources should obtain their own copy with license. Copies of all our resources can be found at www.PrimarySinging.com.

Copyright Protection

Copying any part of this work, sharing digital copies, distributing by print beyond the use permissions, or any other form of releasing this file is a violation of copyright law. Additionally, it is a violation of copyright law adapt or modify and share this digital work as your own creation when sourced from another person's copyrighted work.

We do encourage, and appreciate, sharing the direct link to our original resources and files with those who may be interested. You can additionally share how you used and adapted the files for your own use to inspire others for how they might choose to use these files within the acceptable use policies.

Help & Feedback

If you need any help or additional information on the acceptable use and policies of our digital files, you can reach out to us directly from the contact form or email address shared on our website www.PrimarySinging.com.

We would love to hear ideas on how to improve and additional ideas for use of our printables! We welcome your feedback and experiences! You can also share your experiences using the hashtag **#PrimarySinging** on your favorite social media channels.

Thank you for your support!