

I Want to Live the Gospel Dance Scarves

How to Play:



- Sing through I Want to Live the Gospel once first, before introducing the activity.
- Ask the children to watch closely and try to follow along with their hands. Sing through the first two lines (2 actions) and demonstrate the pattern. Can you do that? Pass out dance scarves and do the first line of actions together.
- Pause! Let me show you the next line, can you follow along. Sing the next line and do the next two actions.
- Start from the beginning and sing through the song with those two sets of actions. Now, pause. This next set is fun, see if you can follow as I punch right on specific words! Demonstrate the pattern. Keep singing the second time through and have the kids join in.
- Start from the beginning of the song and see if they can follow along with the entire pattern!
- Tell the children how wonderfully they did! Does anyone want to come up front and help lead the pattern? Take a few kids or one class at a time. Then, rotate in different children to add more repetition!

Dance Scarves Pattern:



- **Big Arch** – Drag the dance scarf from the far right, swoop down in front, then up to the far left, then back down and to the right. “I want to live the gospel”
- **Circle & Toss** – Make one big circle then toss and catch! “To know that its teachings are true”
- **Wiggle Downward** – Start at the top and wave your hand in short bursts right and left as you move downward. Repeat. “To follow the plan of my Savior”
- **Circle & Toss** – Repeat the action above to draw a big circle and then toss and catch the scarf. “And live as he wants me to do.”
- **Punch** – Hold the scarf in one hand and punch forward on the words – try, all, do, say “I will try in all I do and say”
- **Pinwheel** – Hold the scarf in one hand and twist your wrist to spin the scarf around and around like a pinwheel. “To live the gospel more each day.
- **Repeat Punch & Pinwheel** – “I will try in all I do and say to live the gospel more each day.”

Extension Activities:

- Try switching around the order! Can you flip each action and do the 2nd one first and then the first one? Or, how about doing the first set last and the punch row first!
- Have the children help you come up with a new sequence! What actions should we try?
- Can we sing the song extra fast? How about extra slow? How does changing the speed change the feeling of the song?











Permissions & Use Policy

Thank you for downloading this printable. Your download grants license for the personal and church use of the individual purchaser. This license may also extend to other co-teachers, assistants, or others who may help and assist you in teaching this lesson. That means, you may purchase and print and utilize this printable as well as prepare this lesson as an activity for a substitute or with the help of an assistant. You may also share the printed resources with your immediate predecessor (the music leader who follows you) for use during the remainder of the current year's lesson plans.

Our digital files may not be further passed on, shared, distributed, or given out to any other individuals. In sharing the printed resources, the license does not continue to extend to those individuals for use beyond the continuation of use for which it was initially purchased for with a limited-use license.

Any additional music leaders, teachers, assistants, or other individuals who would like their own personal copy of the digital files and resources should obtain their own copy with license. Copies of all our resources can be found at www.PrimarySinging.com.

Copyright Protection

Copying any part of this work, sharing digital copies, distributing by print beyond the use permissions, or any other form of releasing this file is a violation of copyright law. Additionally, it is a violation of copyright law to adapt or modify and share this digital work as your own creation when sourced from another person's copyrighted work.

We do encourage, and appreciate, sharing the direct link to our original resources and files with those who may be interested. You can additionally share how you used and adapted the files for your own use to inspire others for how they might choose to use these files within the acceptable use policies.

Help & Feedback

If you need any help or additional information on the acceptable use and policies of our digital files, you can reach out to us directly from the contact form or email address shared on our website www.PrimarySinging.com.

We would love to hear ideas on how to improve and additional ideas for use of our printables! We welcome your feedback and experiences! You can also share your experiences using the hashtag **#PrimarySinging** on your favorite social media channels.

Thank you for your support!