

# Mary's Lullaby Snowflakes Match



## How to Play:


1. Print out 18 snowflakes from the Snowflakes Match Printable. Print out all black and white or add some colorful snowflakes!
2. Print out the word strips and tape a word strip to the front of each snowflake.
3. Before primary, tape all the snowflakes around the primary room. This will quickly turn your room into a winter wonderland!
4. At the beginning of primary, review the first verse and chorus of Mary's Lullaby.
5. Then, have the children look around the room and look for snowflakes that have matching word strips. Choose a child to take a match off the wall and bring it to the front of the room.
6. Sing through the song again! While you sing, have another child choose a match.
7. Continue singing until you have matched all the snowflakes correctly!

## Extension Activities:

- Once you have matched all the snowflakes, put the song lyrics in order! Arrange the snowflakes on the board so that the verse and chorus are in order. You can set the matches aside for this version.
- Turn the snowflakes around and play a game of "Memory!" Have the children turn over two snowflakes at a time. Once you've made a match, sing through the song again! If the snowflakes do not match, turn them back over and continue until you find a match!
- Take out all the matches until you only have one snowflake for each word strip. Divide out the snowflakes between classes. Have each class only sing the phrases that they have!

# Mary's Lullaby Snowflakes Match









## Word Strips:

Lullaby, Lullaby, my little one

Lullaby, Lullaby, my little one

Lullaby, my child so dear.

Lullaby, my child so dear.

Thy precious life has just begun

Thy precious life has just begun

Thy mother holds thee near.

Thy mother holds thee near.

While Joseph watches

While Joseph watches

Though the night

through the night

As star reflects thy radiant light.

As star reflects thy radiant light.

Lullaby, Lullaby, my little one.

Lullaby, Lullaby, my little one.

Lullaby, my child so dear.

Lullaby, my child so dear.



## Permissions & Use Policy

Thank you for downloading this printable. Your download grants license for the personal and church use of the individual purchaser. This license may also extend to other co-teachers, assistants, or others who may help and assist you in teaching this lesson. That means, you may purchase and print and utilize this printable as well as prepare this lesson as an activity for a substitute or with the help of an assistant. You may also share the printed resources with your immediate predecessor (the music leader who follows you) for use during the remainder of the current year's lesson plans.

Our digital files may not be further passed on, shared, distributed, or given out to any other individuals. In sharing the printed resources, the license does not continue to extend to those individuals for use beyond the continuation of use for which it was initially purchased for with a limited-use license.

Any additional music leaders, teachers, assistants, or other individuals who would like their own personal copy of the digital files and resources should obtain their own copy with license. Copies of all our resources can be found at [www.PrimarySinging.com](http://www.PrimarySinging.com).

## Copyright Protection

Copying any part of this work, sharing digital copies, distributing by print beyond the use permissions, or any other form of releasing this file is a violation of copyright law. Additionally, it is a violation of copyright law to adapt or modify and share this digital work as your own creation when sourced from another person's copyrighted work.

We do encourage, and appreciate, sharing the direct link to our original resources and files with those who may be interested. You can additionally share how you used and adapted the files for your own use to inspire others for how they might choose to use these files within the acceptable use policies.

We would love to hear ideas on how to improve and additional ideas for use of our printables! We welcome your feedback and experiences! You can also share your experiences using the hashtag **#PrimarySinging** on your favorite social media channels.

*Thank you for your support!*

## Help & Feedback

If you need any help or additional information on the acceptable use and policies of our digital files, you can reach out to us directly from the contact form or email address shared on our website [www.PrimarySinging.com](http://www.PrimarySinging.com).