

# Christmas Tic Tac Toe: Shepherds, Angels, Wise Men

Play this traditional game with 3 teams instead and a larger game board! Have each team try to match 3 in a row. This activity can work with a single Christmas song or a variety of Christmas songs.

Find the full lesson plan here:

<https://www.primarysinging.com/christmas-tic-tac-toe-teams/>

*Do not share this file directly.* See our terms of use on the last page. If you'd like to share this printable, simply share the link to the post!

*Print Guide:* Choose 2 (traditional tic tac toe) or 3 symbols to include in your game of Tic Tac Toe. Then, choose your size. You'll need 6 pieces of each symbol for a 3-team game!

- Page 3-4 – Candy Canes, Large
- Page 5-6 – Bells, Large
- Page 7-8 – Gifts, Large
- Page 9-10 – Stockings, Large
- Page 11-12 – Stars, Large
- Page 13-14 – Christmas Tree, Large
- Page 15 – Candy Cane, Small
- Page 16 – Bells, Small
- Page 17 – Gifts, Small
- Page 18 – Stockings, Small
- Page 19 – Stars, Small
- Page 20 – Christmas Tree, Small

# Christmas Shepherds, Angels, Wise Men Tic Tac Toe

## How to Play:

- Draw a grid on the board with 16 squares (3 lines from right to left and 3 lines from top to bottom)
- Divide the room into 3 roughly equal groups. Assign each of the teams a team name: Shepherds, Angels, and Wise Men
- Sing through your Christmas song of choice, and then let each team take a turn to place one of their pieces.
- One team wins when they can get any 3 pieces (not 4!) in a row.
- I've provided some alternate game pieces, if you'd like to use some of the other symbols of Christmas instead.

## Activity Inspiration:

I loved this quote from the Christmas Devotional, and it inspired this activity and idea! I wanted the children to think about what it might mean to have been the first to hear the good news. For the temple group, I'll call them the Angels who were the messengers of the good news.


"Those who received the heavenly announcement of the birth were the very humble, the very holy, and the very wise." – Elder Holiday, 2022 First Presidency Christmas Devotional


- The very humble – Shepherds (Candy Cane)
- The very holy – Announcement in the Holy Temple to Simeon and Anna (Bells)
- The very wise – Wise Men (Gifts)

## Extension Activities:

- Play a traditional 2 team game with a 9-grid if you have a smaller Primary
- Put a song title on the back of the angel pieces, a manipulative to use on the shepherds, and a way to sing on the back of the wise men pieces. Sing through the song with the fun combination! Or let the kids vote between the way to sing and the object to use.
- Play with REVERSE rules!! Try to stay in the game by NOT getting 3 pieces in a row. If you match 3 of your pieces in a row, your team is out. Which team can hold out the longest?
- Sing for turn order. Instead of always going in the same order, let whichever group sang out the very BEST get to place their piece first. This is a huge advantage and can win one team the game.
- Pick 3 Songs – If you're teaching a few different songs this year, you'll love this variation. Have each team represent one of your songs to teach. If they sing the best, you get to sing the song they represent after each round of playing pieces.

























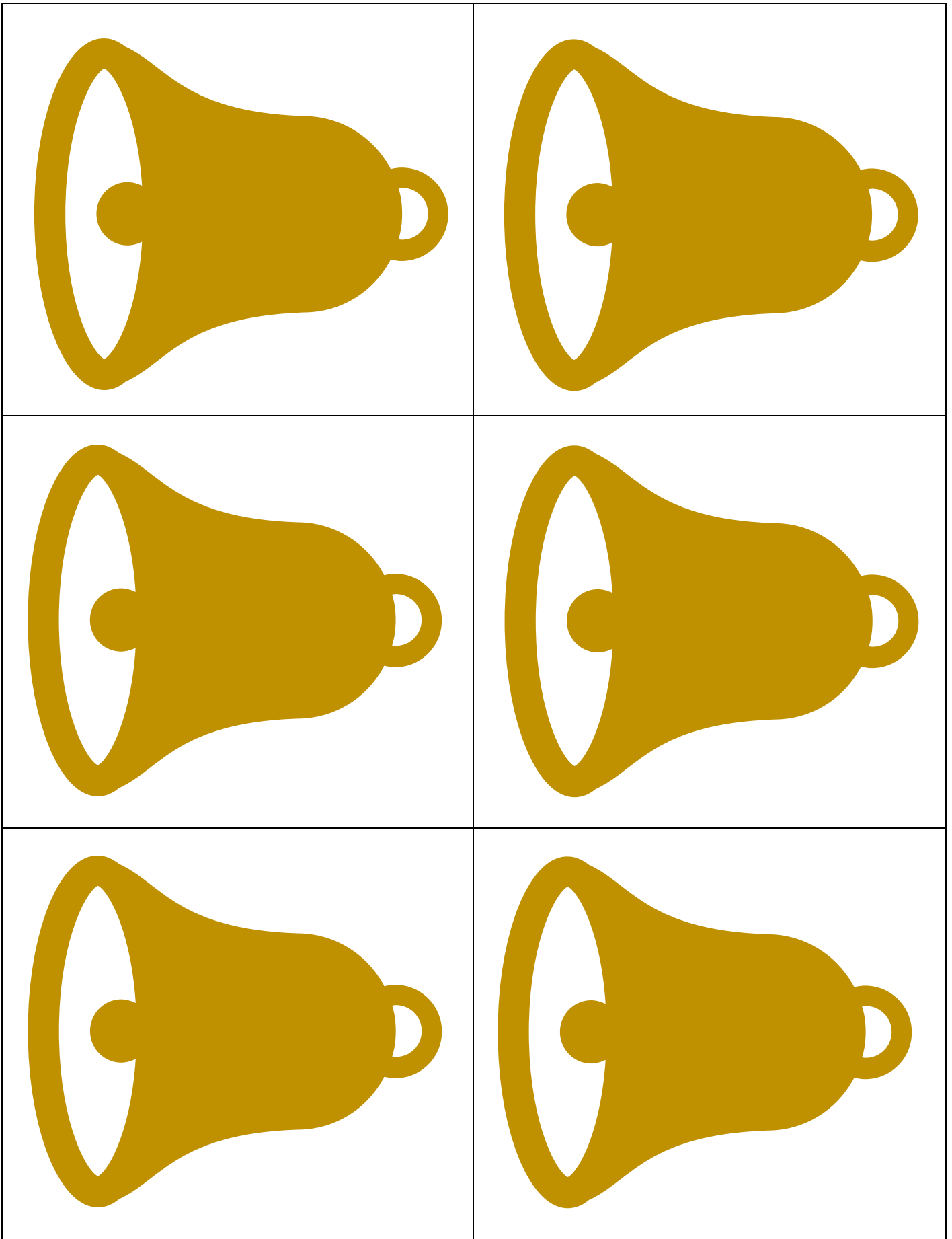







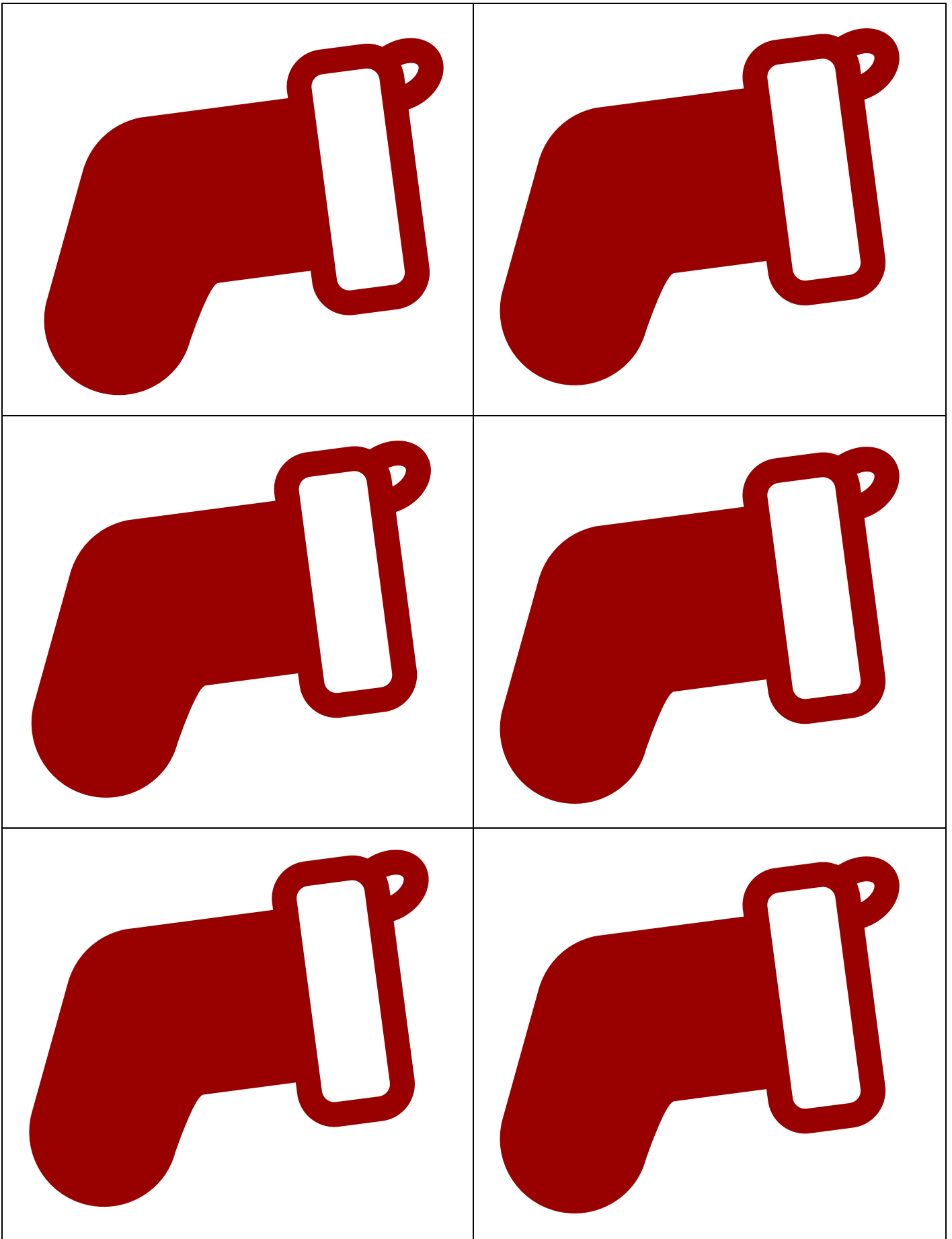





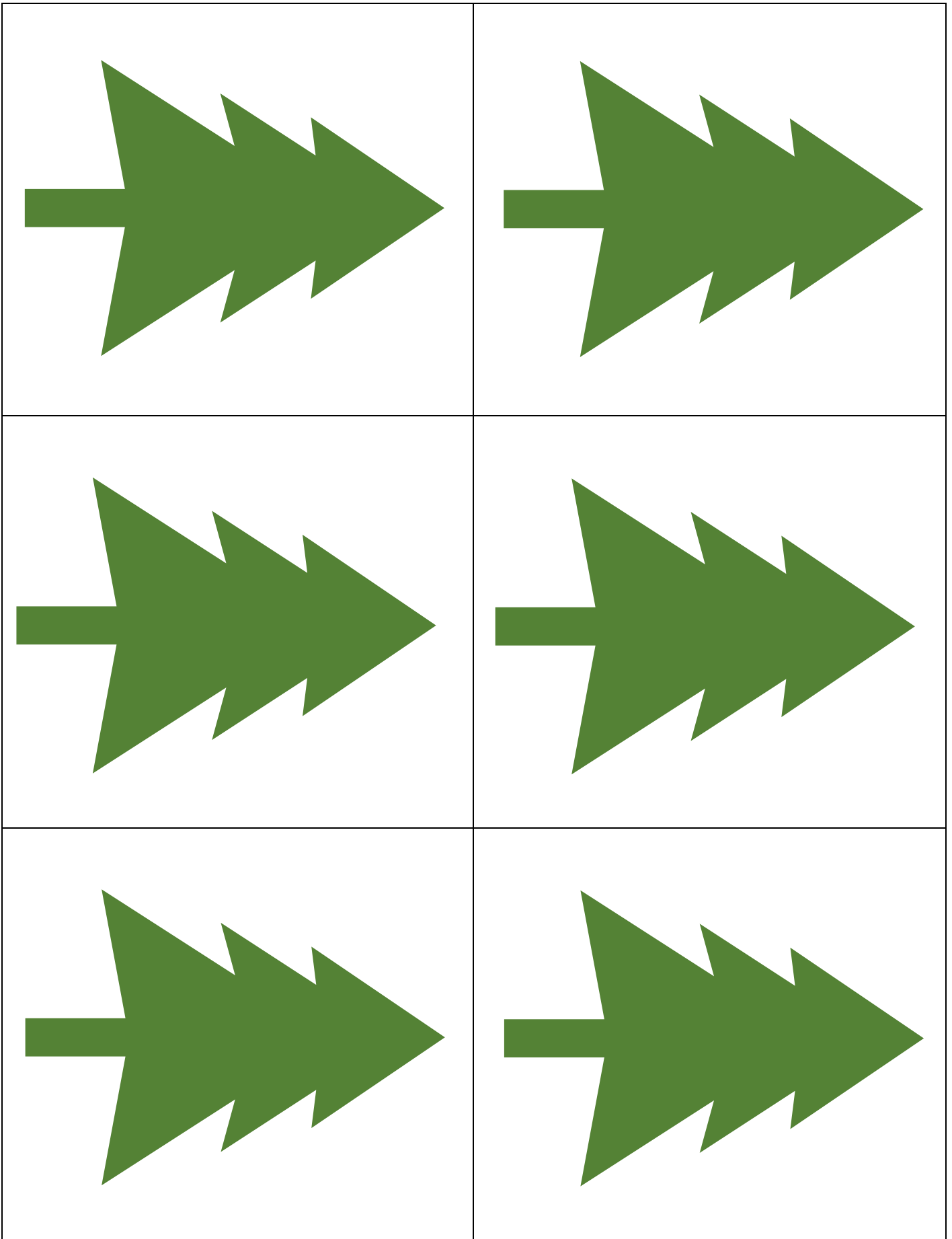














## Permissions & Use Policy

Thank you for downloading this printable. Your download grants license for the personal and church use of the individual purchaser. This license may also extend to other co-teachers, assistants, or others who may help and assist you in teaching this lesson. That means, you may purchase and print and utilize this printable as well as prepare this lesson as an activity for a substitute or with the help of an assistant. You may also share the printed resources with your immediate predecessor (the music leader who follows you) for use during the remainder of the current year's lesson plans.

Our digital files may not be further passed on, shared, distributed, or given out to any other individuals. In sharing the printed resources, the license does not continue to extend to those individuals for use beyond the continuation of use for which it was initially purchased for with a limited-use license.

Any additional music leaders, teachers, assistants, or other individuals who would like their own personal copy of the digital files and resources should obtain their own copy with license. Copies of all our resources can be found at [www.PrimarySinging.com](http://www.PrimarySinging.com).

## Copyright Protection

Copying any part of this work, sharing digital copies, distributing by print beyond the use permissions, or any other form of releasing this file is a violation of copyright law. Additionally, it is a violation of copyright law adapt or modify and share this digital work as your own creation when sourced from another person's copyrighted work.

We do encourage, and appreciate, sharing the direct link to our original resources and files with those who may be interested. You can additionally share how you used and adapted the files for your own use to inspire others for how they might choose to use these files within the acceptable use policies.

## Help & Feedback

If you need any help or additional information on the acceptable use and policies of our digital files, you can reach out to us directly from the contact form or email address shared on our website [www.PrimarySinging.com](http://www.PrimarySinging.com).

We would love to hear ideas on how to improve and additional ideas for use of our printables! We welcome your feedback and experiences! You can also share your experiences using the hashtag **#PrimarySinging** on your favorite social media channels.

*Thank you for your support!*