

If I Were There Picture Me There

Use this cute coloring activity to help the children put themselves into the song lyrics by thinking what they might have done if they could have been there!

Find the full lesson plan, extension ideas, and song suggestions in the blog post here:

<https://www.primarysinging.com/if-i-were-there-picture-me-there>

Do not share this file directly.

See our terms of use on the last page. If you'd like to share this printable, simply share the link to the post!

Print Guide:

Page 2-4 – Large, Color

Page 5-6 – Large, Black and White

Page 7-9 – ¼ sheet, Color

Page 10-11 – ¼ sheet, Black and White


If I Were There – Picture Me There

How to Play:


- Sing through If I Were There once, before introducing this activity.
- Ask the children to share their answer to the question: What would you do if you were there at the manger the night baby Jesus was born? Take a couple of answers and talk about some of the different things they might have done. Such as helped prepare the manger, bring gifts to Jesus, been with the shepherds, noticed the star, etc.
- Tell the children to pay attention to the words for some ideas from the song of things they might have done while they think about their answer for the activity! Sing through the song again with them specifically listening for some of the answers to the question.
- Now post 3 large, printed frames (one in each style) up on the whiteboard. Ask for 3 helpers to come up and draw something they might have done if they were there in the frame while you all sing the song again.
- Continue to repeat with 3 new frames and helpers. Or see the alternate activities below for more ways to use the picture frames!
- Share a brief testimony that we can do many of those things mentioned today, and every day, by serving others, being kind, seeking for Him, etc. (Based on answers!)


Extension Activities:

- Print out the smaller sized picture frames and give one to each child. Have the children color in the scene while you sing the song 2-3 times through while they color. Then, fill up the whiteboard up front with all their drawings!
- Ask the children what specific things were mentioned in the lyrics. Let 1-2 children come up to draw one of the specific scenes in song order while everyone sings.
 - o You can include: seeing the angels, traveling with the shepherds, finding the stable, bowing and worshiping the Savior, feeling at peace, journeying with the wisemen, bringing treasures, etc.
 - o Use the completed pictures to unscramble the song order to reuse this activity on another week!
- Match the line! Have the children decide which verse (or chorus) their picture best fits. You can use our flip chart to help them decide. Have the children sing ONLY their verse for a fun popcorn singing effect!
- Send the picture frames home and challenge the children to fill it with what they might have done then OR what they can do today to be seeking Jesus this holiday season! You can tie that in with a challenge to sing the song this week to practice it, as well.



IF I WERE THERE...

















IF I WERE THERE...





IF I WERE THERE...

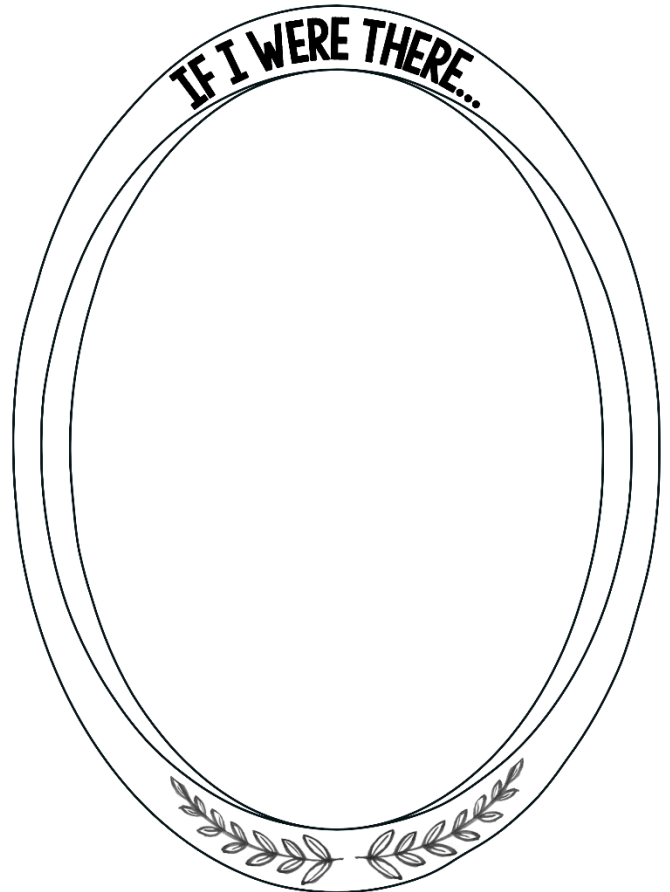
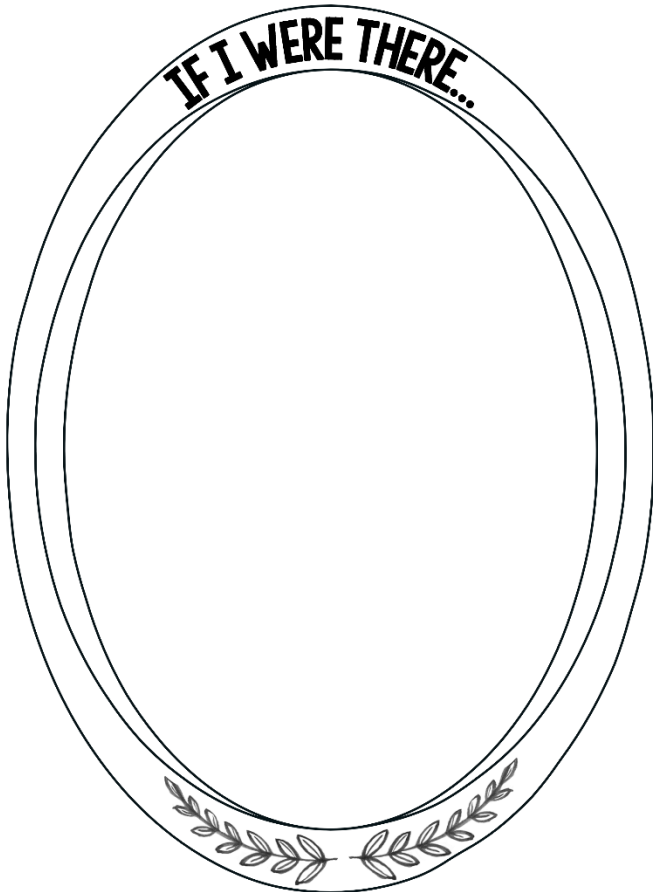
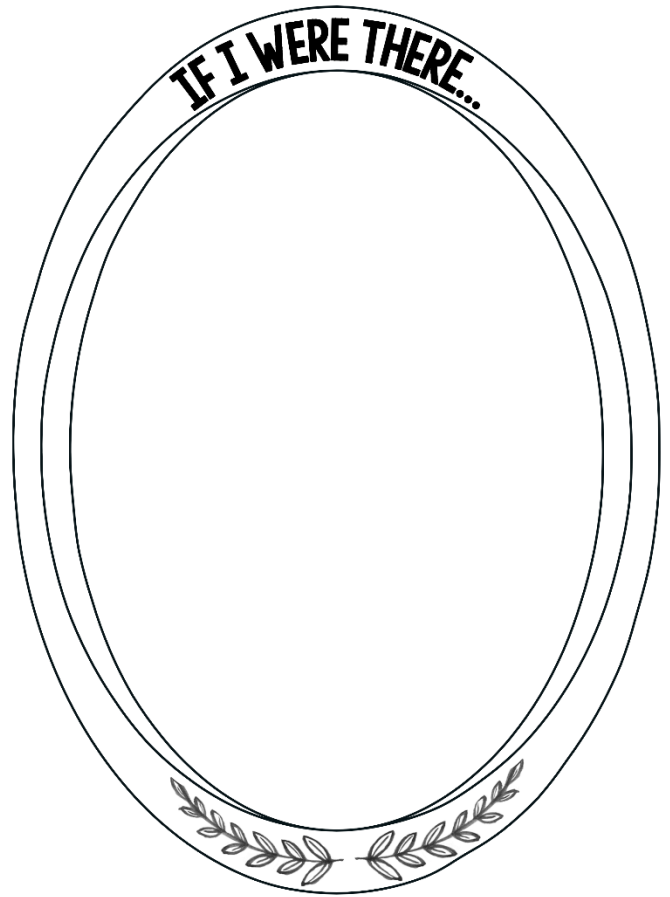
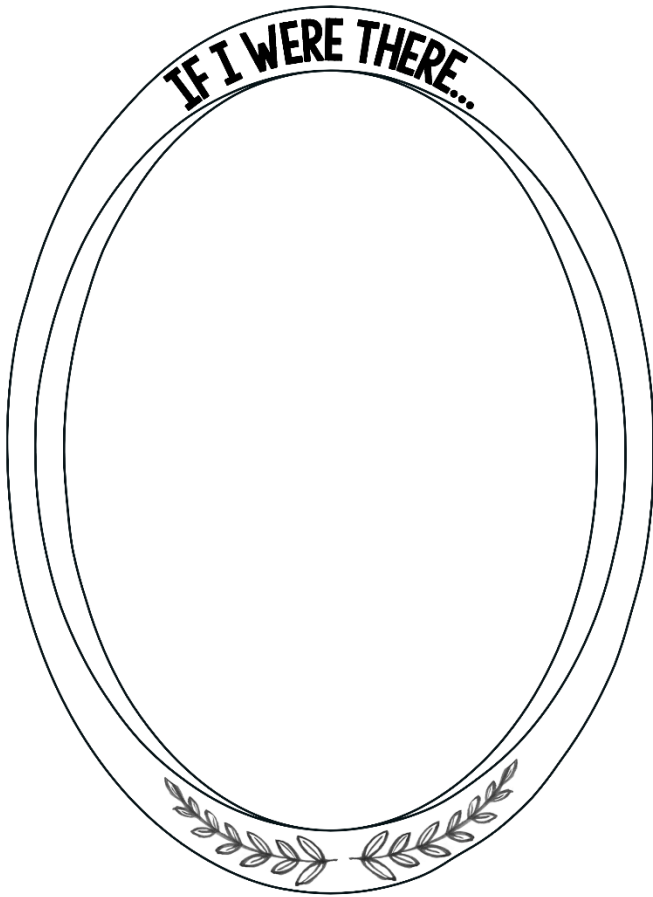














Permissions & Use Policy

Thank you for downloading this printable. Your download grants license for the personal and church use of the individual purchaser. This license may also extend to other co-teachers, assistants, or others who may help and assist you in teaching this lesson. That means, you may purchase and print and utilize this printable as well as prepare this lesson as an activity for a substitute or with the help of an assistant. You may also share the printed resources with your immediate predecessor (the music leader who follows you) for use during the remainder of the current year's lesson plans.

Our digital files may not be further passed on, shared, distributed, or given out to any other individuals. In sharing the printed resources, the license does not continue to extend to those individuals for use beyond the continuation of use for which it was initially purchased for with a limited-use license.

Any additional music leaders, teachers, assistants, or other individuals who would like their own personal copy of the digital files and resources should obtain their own copy with license. Copies of all our resources can be found a.

Copyright Protection

Copying any part of this work, sharing digital copies, distributing by print beyond the use permissions, or any other form of releasing this file is a violation of copyright law. Additionally, it is a violation of copyright law adapt or modify and share this digital work as your own creation when sourced from another person's copyrighted work.

We do encourage, and appreciate, sharing the direct link to our original resources and files with those who may be interested. You can additionally share how you used and adapted the files for your own use to inspire others for how they might choose to use these files within the acceptable use policies.

Help & Feedback

If you need any help or additional information on the acceptable use and policies of our digital files, you can reach out to us directly from the contact form or email address shared on our website www.PrimarySinging.com.

We would love to hear ideas on how to improve and additional ideas for use of our printables! We welcome your feedback and experiences! You can also share your experiences using the hashtag **#PrimarySinging** on your favorite social media channels.

Thank you for your support!