

Church of Jesus Christ Draw the Chapel

Let the Primary children help you finish the drawing of this chapel, using the right side as a guide, to complete the building! Then, draw a picture of themselves at the chapel and those they would love to join them there!

Find the full lesson plan, extension ideas, and song suggestions in the blog post here:

<https://www.primarysinging.com/church-of-jesus-christ-draw-the-chapel/>

Do not share this file directly.

See our terms of use on the last page. If you'd like to share this printable, simply share the link to the post!

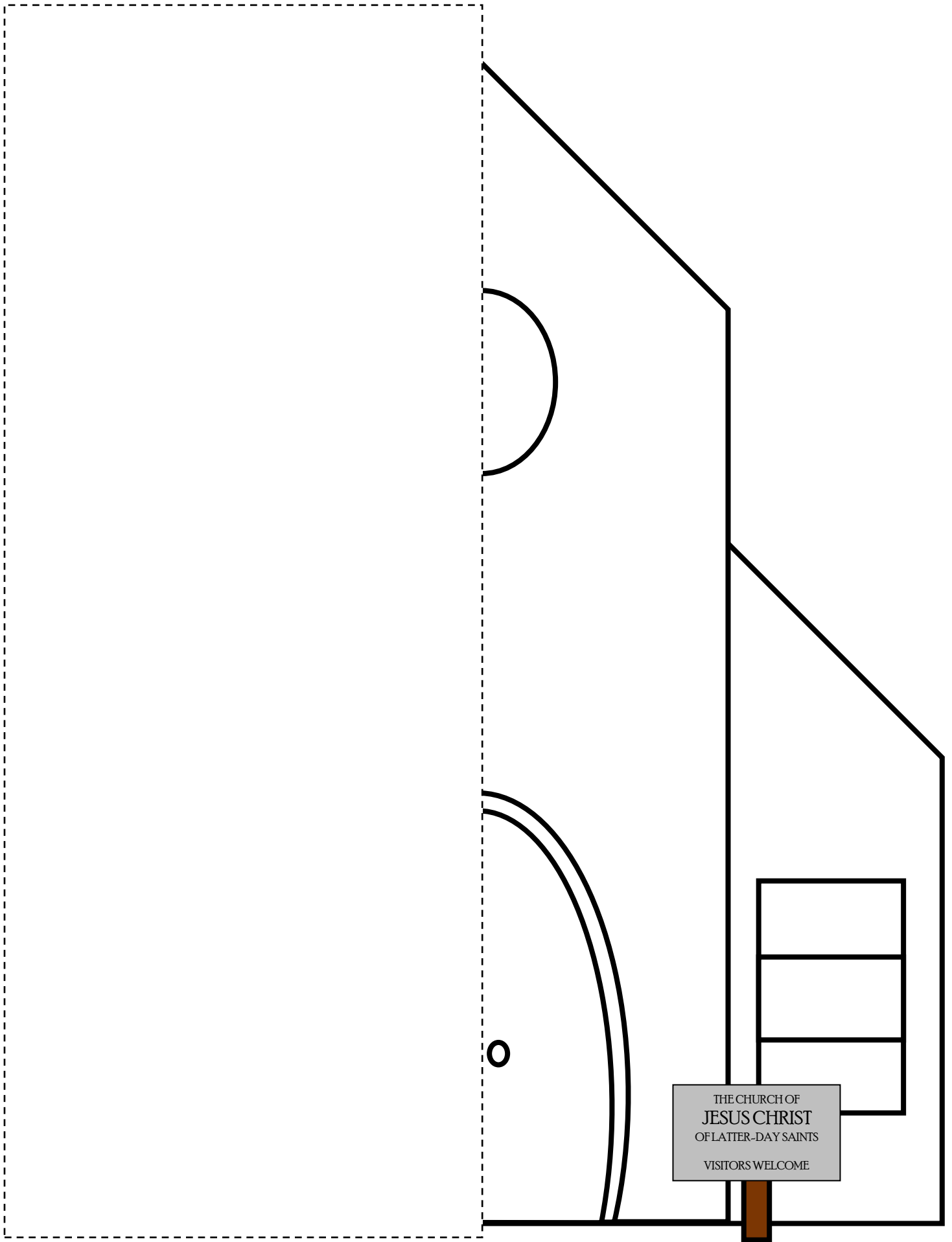
The Church of Jesus Christ – Draw the Chapel

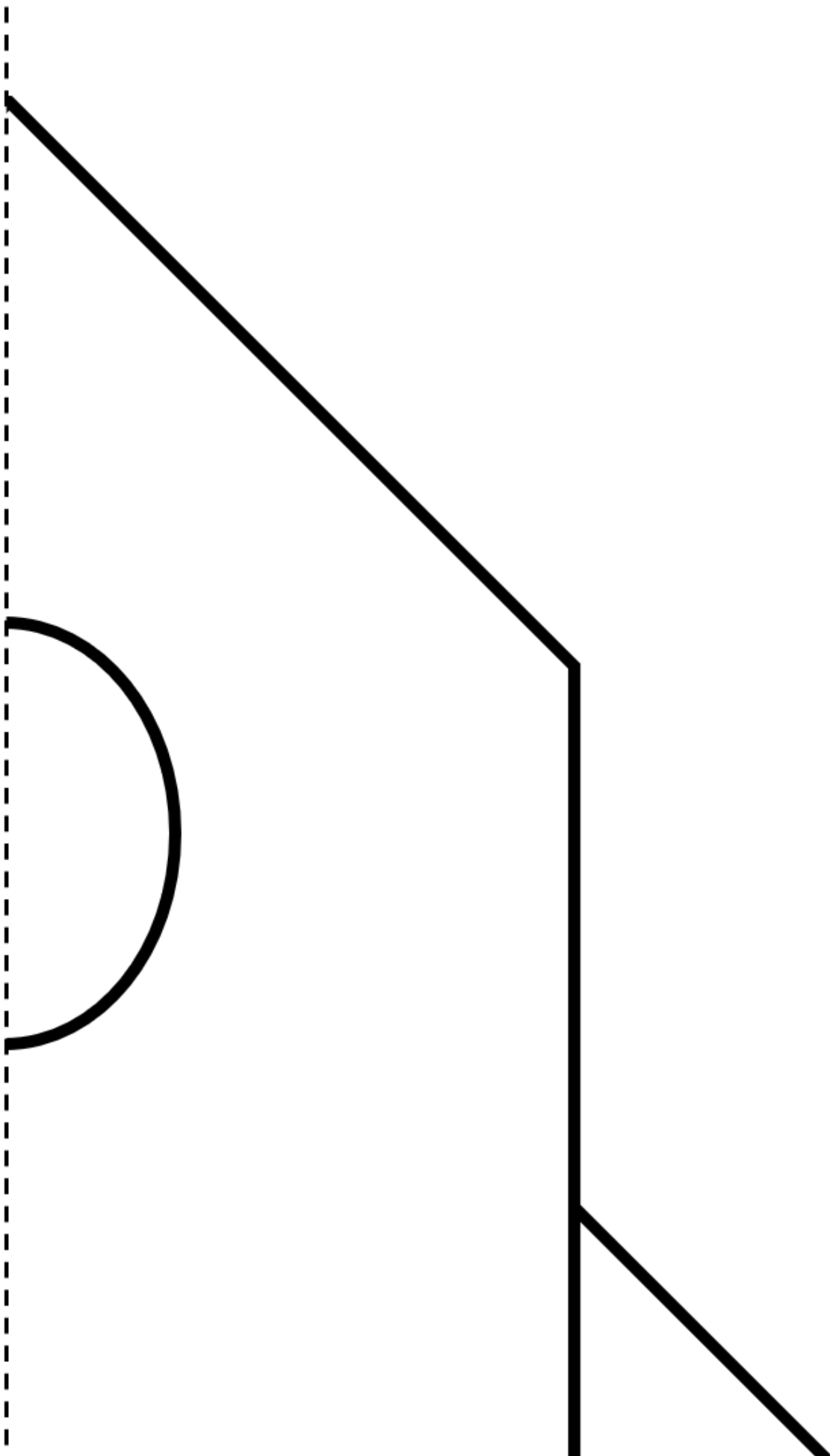
How to Play:

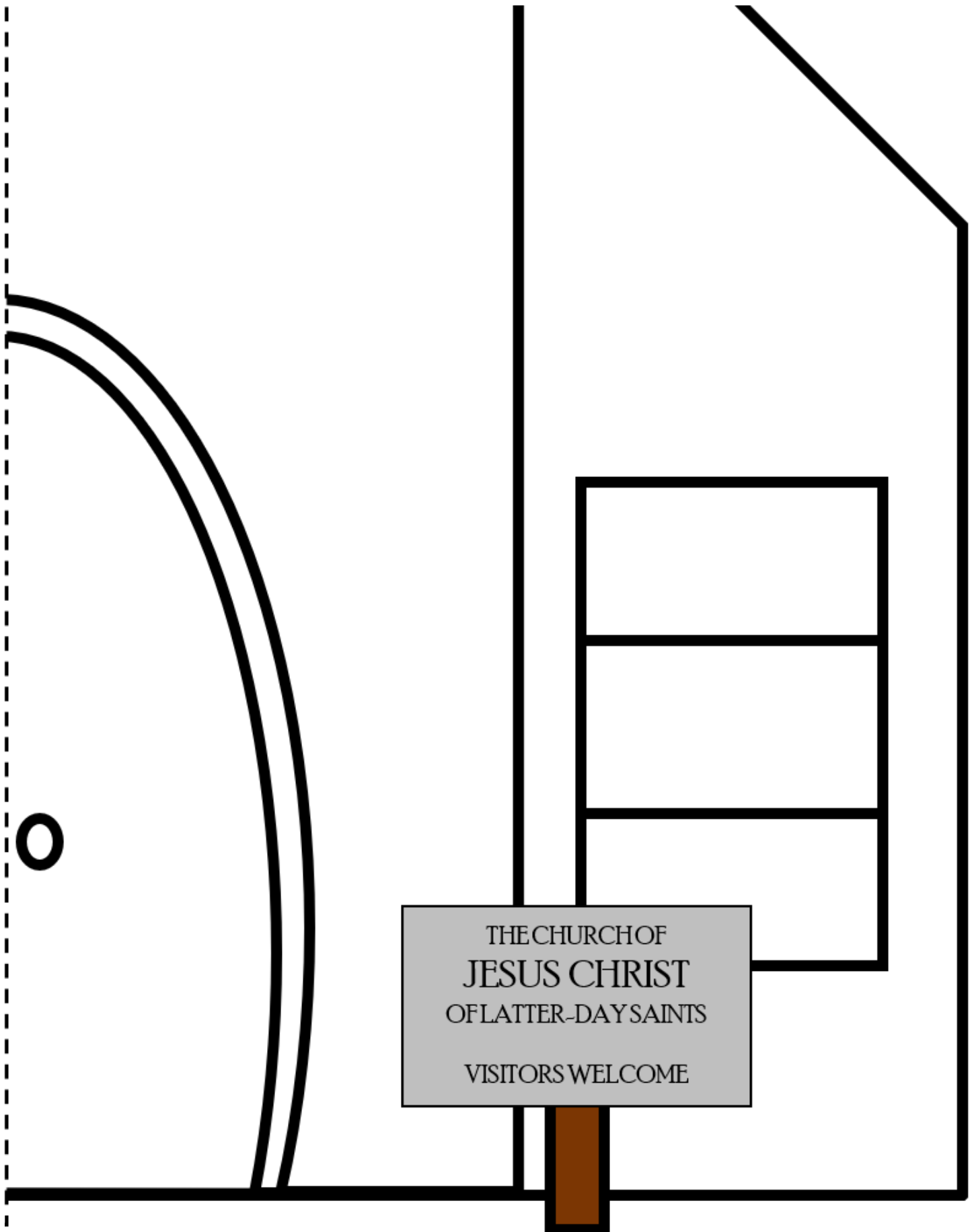
- Sing through The Church of Jesus Christ song once, before introducing this activity.
- Ask the children, can you describe what the building we meet in looks like? Let them share some descriptive words about the size, color, location, or other details!
- Show your half a chapel picture and tell the children we're going to have fun finishing the picture today of this chapel! I'll let one child come up to help me draw in one part of the missing chapel. You'll add just one of the details – like finishing the window or following the roof line.
- Sing through the song while a new detail is added, using a new volunteer each time to add a different part of the picture.
- Have the children draw themselves at the church building attending church! Do they have any friends or family members they want to draw with them?
- When your picture is complete, you'll have sung through the song a bunch of times! Then, share how it takes each of us, just like many of you helped fill in the picture of the chapel, to bring the gospel to others and spread the message of the church!

Extension Activities:

- After, you can hand out blank paper and have the children draw what your meetinghouse looks like!
- Pass out copies of the single page Draw the Chapel activity to each of the children and let them finish drawing the other half while everyone sings! This may work best in a smaller Primary setting.
- Let them take the coloring page home and challenge the children to sing through the song at home and finish their picture! Have them bring their completed pictures back the next week and fill them up on the board or a side bulletin board!







THE CHURCH OF
JESUS CHRIST
OF LATTER-DAY SAINTS
VISITORS WELCOME



Permissions & Use Policy

Thank you for downloading this printable. Your download grants license for the personal and church use of the individual purchaser. This license may also extend to other co-teachers, assistants, or others who may help and assist you in teaching this lesson. That means, you may purchase and print and utilize this printable as well as prepare this lesson as an activity for a substitute or with the help of an assistant. You may also share the printed resources with your immediate predecessor (the music leader who follows you) for use during the remainder of the current year's lesson plans.

Our digital files may not be further passed on, shared, distributed, or given out to any other individuals. In sharing the printed resources, the license does not continue to extend to those individuals for use beyond the continuation of use for which it was initially purchased for with a limited-use license.

Any additional music leaders, teachers, assistants, or other individuals who would like their own personal copy of the digital files and resources should obtain their own copy with license. Copies of all our resources can be found at www.PrimarySinging.com.

Copyright Protection

Copying any part of this work, sharing digital copies, distributing by print beyond the use permissions, or any other form of releasing this file is a violation of copyright law. Additionally, it is a violation of copyright law to adapt or modify and share this digital work as your own creation when sourced from another person's copyrighted work.

We do encourage, and appreciate, sharing the direct link to our original resources and files with those who may be interested. You can additionally share how you used and adapted the files for your own use to inspire others for how they might choose to use these files within the acceptable use policies.

Help & Feedback

If you need any help or additional information on the acceptable use and policies of our digital files, you can reach out to us directly from the contact form or email address shared on our website www.PrimarySinging.com.

We would love to hear ideas on how to improve and additional ideas for use of our printables! We welcome your feedback and experiences! You can also share your experiences using the hashtag **#PrimarySinging** on your favorite social media channels.

Thank you for your support!