

# Pioneer Mormon Trail Singing Time Game

Review your Primary songs or sing through a mix of Pioneer song as you make your way along the Mormon Trail!

Find the full lesson plan, extension ideas, and song suggestions in the blog post here:

<https://www.primarysinging.com/pioneer-mormon-trail-stops-review/>

*Do not share this file directly.*

See our terms of use on the last page. If you'd like to share this printable, simply share the link to the post!


# Pioneer Mormon Trail Info & Clues

## Mormon Trail Stops:

1. **Sugar Creek** – A major river crossing from the Mississippi river into Iowa.
2. **Winter Quarters** – A settlement to stay during the winter along the Missouri river.
3. **Chimney Rock** – This was the largest landmark that was passed by along the route.
4. **Fort Bridger** – Here the Oregon, California and Mormon Trails split in 3 directions.
5. **Salt Lake Valley** – The final stop was as the Pioneers reached the Salt Lake Valley.

## Clues about each stop:


1. **Sugar Creek** – You've reached a river crossing, what will you need?
2. **Winter Quarters** – Whether it's summer or winter, you could stay here.
3. **Chimney Rock** – Look at the landmark in the distance! It's pointing to the sky!
4. **Fort Bridger** – We need more supplies, where could we go?
5. **Salt Lake Valley** – We've made it, what do you spot down below?



**Sugar Creek**




**Winter Quarters**



**Chimney Rock**



**Fort Bridger**



Salt Lake Valley





## Permissions & Use Policy

Thank you for downloading this printable. Your download grants license for the personal and church use of the individual purchaser. This license may also extend to other co-teachers, assistants, or others who may help and assist you in teaching this lesson. You may purchase and print and utilize this printable as well as prepare this lesson as an activity for a substitute or for an assistant. You may also share the printed resources with the music leader who follows you for use during the remainder of the current year's lesson plans.

Our digital files may not be further passed on, shared, distributed, or given to any other individuals. In sharing printed resources, the license does not continue to extend to those individuals for use beyond the continuation of use for which it was initially purchased with a limited-use license.

Any additional music leaders, teachers, assistants, or other individuals who would like their own personal copy of the digital files and resources should obtain their own copy with license. Copies of all our resources can be found at [www.PrimarySinging.com](http://www.PrimarySinging.com).

## Copyright Protection

This file is protected by copyright. Copying any part of this work, sharing digital copies, distributing by print beyond the use permissions, or any other form of releasing this file is a violation of copyright law. Additionally, it is a violation of copyright law to adapt or modify and share this digital work as your own creation when sourced from another person's copyrighted work. This file may not be sold, reproduced, or distributed.

We do encourage, and appreciate, sharing the link to our original resources and files with those who may be interested. You can additionally share how you used and adapted the files for your own use to inspire others for how they might use these files within the acceptable use policies.

## Help & Feedback

If you need any help or additional information on the acceptable use and policies of our digital files, you can reach out to us directly from the email address shared on our website [www.PrimarySinging.com](http://www.PrimarySinging.com).

We would love to hear ideas on how to improve and additional ideas for use of our printables! We welcome your feedback and experiences! You can also share your experiences using the hashtag **#PrimarySinging** on your favorite social media channels.

*Thank you for your support!*