

The Lord Gave Me a Temple Maori Sticks

Use this rhythm pattern to clack along to the beat with an instrument that's fun and unique! They're also great as symbols of both a temple and a body with one representing each.

Find the full lesson plan, extension ideas, and song suggestions in the blog post here:

<https://www.primarysinging.com/the-lord-gave-me-a-temple-maori-sticks/>

Do not share this file directly.

See our terms of use on the last page. If you'd like to share this printable, simply share the link to the post!

The Lord Gave Me a Temple Maori Sticks Pattern:

+Cross+ Clap-Clap (Repeat x4)

Tap one maori stick onto the other forming an x for two notes. Then, bring both maori sticks together parallel and clap them together. Repeat this for each set of notes for the first line of the song. You'll start on "Lord" skipping the first two lead-in words.

+Lord+ gave-me / +tem+ ple-to / +live+ in-on / +earth+ __-__ (held out part earth)

.Drum. +Cross+ +Cross+ +Cross+ (Repeat x2)

You'll drum by tapping your maori sticks out on the ground (or your lap) for each word/syllable. Do this for the first part of the line, then switch to cross tapping three times as you raise up your sticks higher and higher.

.Once. .in. .heav-. .en. .I. .was. / +Spi+ +r+ +it+

.but. .I. .left. .my. .home. .at. / +bir...+ +...+ +th+

Pat Clap-Clap +Cross+ +Cross+ (Switch hands) (Repeat x2)

Pat both maori sticks down on your lap or on the ground at the same time. Then, clap them together twice in quick succession. Next, do the cross tap that forms an x. Finally, switch hands that are holding each of your maori sticks.

I'll make-my +spir+ +it+ (brighter)

I'll keep-my +spir+ +it+ (free)

.Drum. +Cross+ +Cross+ +Cross+










You'll drum by tapping your maori sticks out on the ground (or your lap) for each word/syllable. Do this for the first part of the line, then switch to cross tapping three times as you raise up your sticks higher and higher.





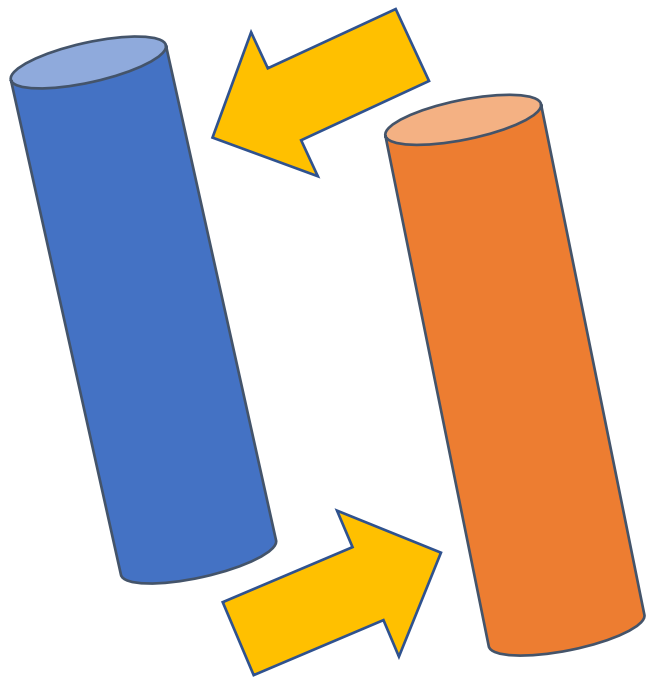

.My. .bod. .y. is. .the. / +Tem+ +..m+ +ple+

.Drum. *Flip*

Again here you will drum in front of your with one tap for each word/syllable. Then, on the final word, make a small controlled toss of one of your maori sticks and catch it.

.my. .Fa. .ther. .gave. .to. / *me*







Permissions & Use Policy

Thank you for downloading this printable. Your download grants license for the personal and church use of the individual purchaser. This license may also extend to other co-teachers, assistants, or others who may help and assist you in teaching this lesson. That means, you may purchase and print and utilize this printable as well as prepare this lesson as an activity for a substitute or with the help of an assistant. You may also share the printed resources with your immediate predecessor (the music leader who follows you) for use during the remainder of the current year's lesson plans.

Our digital files may not be further passed on, shared, distributed, or given out to any other individuals. In sharing the printed resources, the license does not continue to extend to those individuals for use beyond the continuation of use for which it was initially purchased for with a limited-use license.

Any additional music leaders, teachers, assistants, or other individuals who would like their own personal copy of the digital files and resources should obtain their own copy with license. Copies of all our resources can be found at www.PrimarySinging.com.

Copyright Protection

Copying any part of this work, sharing digital copies, distributing by print beyond the use permissions, or any other form of releasing this file is a violation of copyright law. Additionally, it is a violation of copyright law to adapt or modify and share this digital work as your own creation when sourced from another person's copyrighted work.

We do encourage, and appreciate, sharing the direct link to our original resources and files with those who may be interested. You can additionally share how you used and adapted the files for your own use to inspire others for how they might choose to use these files within the acceptable use policies.

Help & Feedback

If you need any help or additional information on the acceptable use and policies of our digital files, you can reach out to us directly from the contact form or email address shared on our website www.PrimarySinging.com.

We would love to hear ideas on how to improve and additional ideas for use of our printables! We welcome your feedback and experiences! You can also share your experiences using the hashtag **#PrimarySinging** on your favorite social media channels.

Thank you for your support!