

God's Love Magic Crayon

Draw symbols in the air to represent keywords throughout this Old Testament primary song!

Find the full lesson plan, extension ideas, and song suggestions in the blog post here:

<https://www.primarysinging.com/gods-love-magic-crayon/>

Do not share this file directly.

See our terms of use on the last page.

If you'd like to share this printable, simply share the link to the post!

God's Love Magic Crayon

How to Play:

- No art supplies necessary for this fun magic crayon singing time idea! Simply draw shapes in the air to represent keywords throughout the song.
- For this activity, I wanted to focus specifically on the chorus. If you'd like to focus on the verse, this God's Love Draw the Song activity will pair really well, as both activities focus on visualizing the lyrics.
- At the beginning of singing time, sing through the chorus once. Then post the Magic Crayon symbols on the board.
- Can anyone guess what the first symbol is? That's right – it's a book! Today I brought my "magic crayons." I'd like to share them with you! Can you draw a book in the air?
- Sing through the chorus as you draw each symbol in the air. Point to each symbol as you go, or pick a helper to point to the symbols.

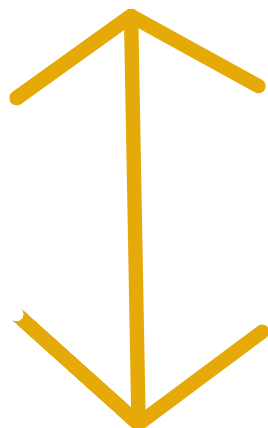



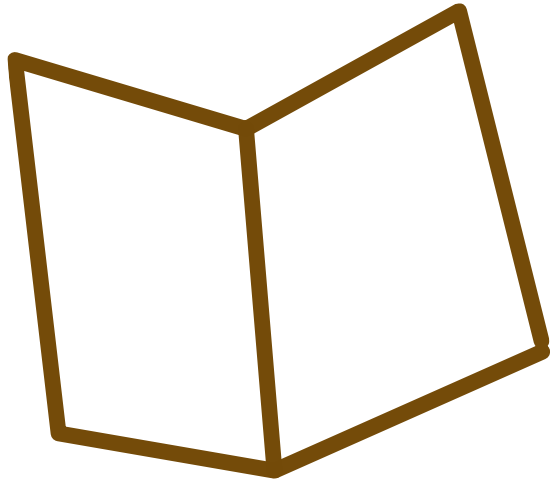
Magic Crayon Chorus Symbols:

- Book – "In every Bible story I read"
- Lightbulb – "I learn this undeniable thing"
- Heart – "God's love"
- Cloud – "Wider than the sky"
- Ocean waves – "Deeper than the deep blue sea"
- Moon – "Light the darkest night"
- Peace Sign – "Fill an aching heart with peace"
- Up & Down – "Unchanging through eternity"
- Heart – "Just as God loved Joseph and Jonah and Job"
- Smiley Face – "I know He loves me"

Extension Activities:

- Divide the pictures between classes and have each class draw the shape and sing the corresponding line.
- Play a game of Pictionary! Cut out all the pictures and choose a volunteer to come up and draw the image in the air.
- Add an extra element of fun with some instruments! Use egg shakers or jingle bells to create each shape.
- Cut the magic crayon symbols into 4 word strips. Can you guess which line of the song matches each set of symbols?

God's Love Magic Crayon Chorus:





Permissions & Use Policy

Thank you for downloading this printable. Your download grants license for the personal and church use of the individual purchaser. This license may also extend to other co-teachers, assistants, or others who may help and assist you in teaching this lesson. You may purchase and print and utilize this printable as well as prepare this lesson as an activity for a substitute or for an assistant. You may also share the printed resources with the music leader who follows you for use during the remainder of the current year's lesson plans.

Our digital files may not be further passed on, shared, distributed, or given to any other individuals. In sharing printed resources, the license does not continue to extend to those individuals for use beyond the continuation of use for which it was initially purchased with a limited-use license.

Any additional music leaders, teachers, assistants, or other individuals who would like their own personal copy of the digital files and resources should obtain their own copy with license. Copies of all our resources can be found at www.PrimarySinging.com.

Copyright Protection

This file is protected by copyright. Copying any part of this work, sharing digital copies, distributing by print beyond the use permissions, or any other form of releasing this file is a violation of copyright law. Additionally, it is a violation of copyright law to adapt or modify and share this digital work as your own creation when sourced from another person's copyrighted work. This file may not be sold, reproduced, or distributed.

We do encourage, and appreciate, sharing the link to our original resources and files with those who may be interested. You can additionally share how you used and adapted the files for your own use to inspire others for how they might use these files within the acceptable use policies.

Help & Feedback

If you need any help or additional information on the acceptable use and policies of our digital files, you can reach out to us directly from the email address shared on our website www.PrimarySinging.com.

We would love to hear ideas on how to improve and additional ideas for use of our printables! We welcome your feedback and experiences! You can also share your experiences using the hashtag **#PrimarySinging** on your favorite social media channels.

Thank you for your support!