

# Teacher, Do You Love Me Picture Blanks

Fill in each word blank with a symbol for a simple way to review this primary song!

Find the full lesson plan, extension ideas, and song suggestions in the blog post here:

<https://www.primarysinging.com/teacher-do-you-love-me-picture-blanks/>

*Do not share this file directly.*

See our terms of use on the last page.

If you'd like to share this printable, simply share the link to the post!

# Teacher, Do You Love Me Picture Blanks

## How to Play:

- One of my favorite ways to see how well my primary kids know a song is by erasing some song lyrics and seeing how well they can fill in the blanks!
- The idea behind this picture blanks activity is to add a visual element to the classic fill-in-the-blank game.
- This particular activity focuses on the child's portion of this song. I've created a printable with word blanks for each phrase of this section of the song.
- For this activity, you'll want to do a little bit of prep work and cut out all the pictures and tape them to the board before singing time. This will be a huge time-saver! Singing time flies by so quickly, and you don't want to waste any time fumbling with papers.
- Begin with a brief review of Teacher, Do You Love Me.
- Then, show one page of word blank phrases and ask for a volunteer to read the first phrase. Hmm, which word is missing? Can anyone find a picture that fits here?
- Pick a helper to come up and fill in the missing word blank with the correct picture.
- Continue until you have filled in each missing word blank with a symbol. If you run into some tricky phrases, try singing through the song once more. Did you catch the word? Sing through the song a few more times before closing.


## Extension Activities:

- Tape the pictures around the room. As you sing, choose volunteers to pick one picture and place it in the correct word blank.
- Divide the missing word blank phrases and pictures amongst the classes. Have each class solve for their phrases. Then, have each group sing their phrases for fun "popcorn"-style singing.
- Divide the room in half. Have one side sing only the "missing" words and have the other side sing the rest of the lyrics. Then, swap!


**Teacher, do**

**you**  **me?**

**Teacher, do you**


**care**  **me?**

**Even if I**  
**away,**




**or disobey,**

**or**



**astray,**

**Then will you  
me still?**




**Teacher, will you  
me?**



**Teacher, help me**

**Choose the**



**.**

**When I do**

**not understand the**


**Lord's**



**,**

please take

my



and


lead me safely with

his




.

**I need your**




,

**I need your**




**to show me**

**how to be like**




**The Savior's love will**


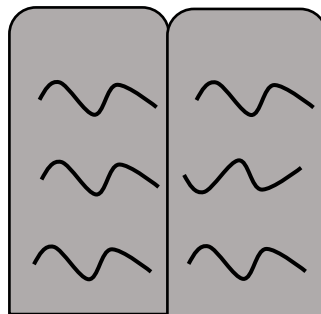




**light the**

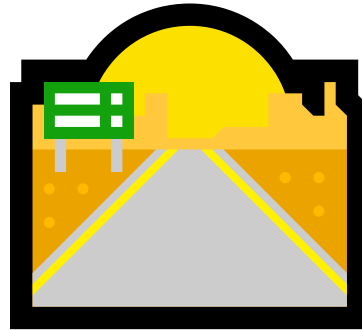




**To lead me**

**safely**









## Permissions & Use Policy

Thank you for downloading this printable. Your download grants license for the personal and church use of the individual purchaser. This license may also extend to other co-teachers, assistants, or others who may help and assist you in teaching this lesson. You may purchase and print and utilize this printable as well as prepare this lesson as an activity for a substitute or for an assistant. You may also share the printed resources with the music leader who follows you for use during the remainder of the current year's lesson plans.

Our digital files may not be further passed on, shared, distributed, or given to any other individuals. In sharing printed resources, the license does not continue to extend to those individuals for use beyond the continuation of use for which it was initially purchased with a limited-use license.

Any additional music leaders, teachers, assistants, or other individuals who would like their own personal copy of the digital files and resources should obtain their own copy with license. Copies of all our resources can be found at [www.PrimarySinging.com](http://www.PrimarySinging.com).

## Copyright Protection

This file is protected by copyright. Copying any part of this work, sharing digital copies, distributing by print beyond the use permissions, or any other form of releasing this file is a violation of copyright law. Additionally, it is a violation of copyright law to adapt or modify and share this digital work as your own creation when sourced from another person's copyrighted work. This file may not be sold, reproduced, or distributed.

We do encourage, and appreciate, sharing the link to our original resources and files with those who may be interested. You can additionally share how you used and adapted the files for your own use to inspire others for how they might use these files within the acceptable use policies.

## Help & Feedback

If you need any help or additional information on the acceptable use and policies of our digital files, you can reach out to us directly from the email address shared on our website [www.PrimarySinging.com](http://www.PrimarySinging.com).

We would love to hear ideas on how to improve and additional ideas for use of our printables! We welcome your feedback and experiences! You can also share your experiences using the hashtag **#PrimarySinging** on your favorite social media channels.

*Thank you for your support!*